

**DICOM CONFORMANCE STATEMENT
FOR
VANTAGE-GALAN 3T, CENTURIAN
MRT-3020**

VERSION V10.0 SP0000* AND LATER

CANON MEDICAL SYSTEMS CORPORATION

Trademarks

DICOM® is the registered trademark of the National Electrical Manufacturers Association for its Standards publications relating to digital communications of medical information.

Blu-ray Disc™ is a trademark of the Blu-ray Disc Association.

This document may include trademarks or registered trademarks of their respective owners.

IMPORTANT!

- (1) No part of this document may be copied or reprinted, in whole or in part, without written permission.
- (2) The contents of this document are subject to change without prior notice and without our legal obligation.
- (3) Please refer to the Canon Medical Systems Corporation website for the most recent version of this conformance statement.

Global: <https://www.medical.canon/Interoperability/DICOM/EN>

Japan: <https://www.medical.canon/Interoperability/DICOM/JP>

1. CONFORMANCE STATEMENT OVERVIEW

Table 1-1 provides an overview of the network services supported.

**Table 1-1
NETWORK SERVICES**

SOP Classes	User of Service (SCU)	Provider of Service (SCP)
Workflow Management		
Storage Commitment Push Model	Yes*	Yes
Modality Worklist Information Model - FIND	Yes	No
Modality Performed Procedure Step	Yes*	No
Transfer		
MR Image Storage	Yes	Yes
Secondary Capture Image Storage	Yes	Yes
Enhanced MR Image Storage	Yes	No
MR Spectroscopy Storage	Yes	No
Grayscale Softcopy Presentation State Storage	Yes	No
Query/Retrieve		
Patient Root Q/R Information Model - FIND	No	Yes*
Patient Root Q/R Information Model - MOVE	No	Yes*
Study Root Q/R Information Model - FIND	Yes*	Yes*
Study Root Q/R Information Model - MOVE	Yes*	Yes*
Print Management		
Basic Grayscale Print Management	Yes	No

*:Option

Table 1-2 provides an overview of the Media Storage Application Profiles supported.

**Table 1-2
MEDIA SERVICES**

Media Storage Application Profile	Write Files (FSC)	Update Files (FSU)	Read Files (FSR)
Compact Disk - Recordable			
MR Image CD-R	No	No	Yes
General Purpose CD-R	No	No	Yes
DVD - Recordable			
MR Image DVD-R	Yes	No	Yes
General Purpose DVD-R	Yes	No	Yes
DVD - Random Access			
MR Image DVD-RAM	Yes	Yes	Yes
General Purpose DVD-RAM	Yes	No	Yes
Blu-ray Disc Rewritable			
General Purpose BD-RE	Yes	Yes	Yes
USB Media			
General Purpose USB Media	Yes	Yes	Yes

2. TABLE OF CONTENTS

1.	CONFORMANCE STATEMENT OVERVIEW	i
2.	TABLE OF CONTENTS	a
3.	INTRODUCTION	1
3.1	REVISION HISTORY	1
3.2	AUDIENCE.....	1
3.3	REMARKS	1
3.4	DEFINITIONS, TERMS AND ABBREVIATIONS	2
3.5	REFERENCES.....	2
4.	NETWORKING	3
4.1	IMPLEMENTATION MODEL.....	3
4.1.1	Application Data Flow	3
4.1.2	Functional Definition of AEs.....	5
4.1.3	Sequencing of Real-World Activities.....	7
4.2	AE SPECIFICATIONS	9
4.2.1	Verification SCU AE Specifications	9
4.2.2	Verification SCP AE Specifications.....	12
4.2.3	MWM SCU AE Specification.....	16
4.2.4	MPPS SCU AE Specification	25
4.2.5	Storage SCU AE Specification.....	33
4.2.6	Storage Commitment SCU AE Specification	37
4.2.7	Q/R SCP AE Specification	44
4.2.8	Q/R SCU AE Specification	53
4.2.9	Storage SCP AE Specification.....	61
4.2.10	Storage Commitment SCP AE Specification	65
4.2.11	Print SCU AE Specification.....	72
4.3	NETWORK INTERFACES.....	81
4.3.1	Physical Network Interface	81
4.3.2	Additional Protocols	81
4.4	CONFIGURATION	82
4.4.1	AE Title/Presentation Address Mapping	82
4.4.2	Parameters.....	84
5.	MEDIA INTERCHANGE	88
5.1	IMPLEMENTATION MODEL.....	88
5.1.1	Application Data Flow	88
5.1.2	Functional Definition of AEs.....	89
5.1.3	Sequencing of Real-World Activities.....	90
5.1.4	File Meta Information for Implementation Class and Version.....	90
5.2	AE SPECIFICATIONS	91
5.2.1	Offline-Media AE Specification	91
5.3	AUGMENTED AND PRIVATE APPLICATION PROFILES	93
5.3.1	Augmented Application Profiles.....	93
5.3.2	Private Application Profiles	93
5.4	MEDIA CONFIGURATION	93
6.	SUPPORT OF CHARACTER SETS.....	94

7.	SECURITY	95
7.1	DICOM Security Profile Availability	95
7.1.1	Secure Use and User Identity Profiles.....	95
7.1.2	Secure Transport Connection Profiles.....	95
7.2	DE-IDENTIFICATION	96
8.	ANNEXES	101
8.1	IOD CONTENTS	101
8.1.1	Created SOP Instances	101
8.1.2	Usage of Attributes from received IOD's.....	151
8.1.3	Attribute Mapping	151
8.1.4	Coerced/Modified Fields	151
8.2	DATA DICTIONARY OF PRIVATE ATTRIBUTES	152
8.3	CONTROLLED TERMINOLOGY AND TEMPLATES	154
8.4	GRAYSCALE IMAGE CONSISTENCY	154
8.5	STANDARD EXTENDED/SPECIALIZED/PRIVATE SOP CLASSES	154
8.5.1	Standard Extended SOP Class - MR Image Storage	154
8.5.2	Standard Extended SOP Class - SC Image Storage	154
8.6	PRIVATE TRANSFER SYNTAXES	154
8.7	DICOM Security Profile Details	155
8.7.1	Audit Trail Messages	155
8.7.2	Secure Transport Connection Details	183

3. INTRODUCTION

3.1 REVISION HISTORY

REV.	Date of Issue	Author	Description
*	March 31, 2024	Canon Medical Systems	Initial Version Changes from V9.0 - Add support of Rescale Module for MR Image. - Add MR Elastography image and MPR for Image Type List.

3.2 AUDIENCE

This document is intended for hospital staff, health system integrators, software designers or implementers. It is assumed that the reader has a working understanding of DICOM.

3.3 REMARKS

DICOM, by itself, does not guarantee interoperability. However, the Conformance Statement facilitates a first-level validation for interoperability between different applications supporting the same DICOM functionality.

This Conformance Statement is not intended to replace validation with other DICOM equipment to ensure proper exchange of information intended.

The scope of this Conformance Statement is to facilitate communication with Canon Medical Systems and other vendors' Medical equipment. The Conformance Statement should be read and understood in conjunction with the DICOM Standard [DICOM]. However, by itself it is not guaranteed to ensure the desired interoperability and a successful interconnectivity.

The user should be aware of the following important issues:

- The comparison of different conformance statements is the first step towards assessing interconnectivity between Canon Medical Systems and non- Canon Medical Systems equipment.
- Test procedures should be defined to validate the desired level of connectivity.
- The DICOM standard will evolve to meet the users' future requirements. Canon Medical Systems is actively involved in developing the standard further and therefore reserves the right to make changes to its products or to discontinue its delivery.

3.4 DEFINITIONS, TERMS AND ABBREVIATIONS

Definitions, terms and abbreviations used in this document are defined within the different parts of the DICOM standard.

Abbreviations and terms are as follows:

AE	Application Entity
ACSE	Association Control Service Element
BD-RE	Blu-ray Disc Rewritable
CD-R	Compact Disk Recordable
DIMSE	DICOM Message Service Element
DVD	A trademark of the DVD Forum that is not an abbreviation
FSC	File-Set Creator
FSU	File-Set Updater
FSR	File-Set Reader
GSPS	Grayscale Softcopy Presentation State
IE	Information Entity
IOD	Information Object Definition
MPPS	Modality Performed Procedure Step
MPPSR	Modality Performed Procedure Step Retrieve
MSPS	Modality Scheduled Procedure Step
MWM	Modality Worklist Management
R	Required Key Attribute
O	Optional Key Attribute
PDU	Protocol Data Unit
SCU	Service Class User (DICOM client)
SCP	Service Class Provider (DICOM server)
SHA	Secure Hash Algorithm
SOP	Service-Object Pair
TLS	Transport Layer Security
U	Unique Key Attribute
UID	Unique Identifier
USB	Universal Serial Bus

3.5 REFERENCES

[DICOM] Digital Imaging and Communications in Medicine (DICOM), NEMA PS 3.1-3.22

4. NETWORKING

4.1 IMPLEMENTATION MODEL

4.1.1 Application Data Flow

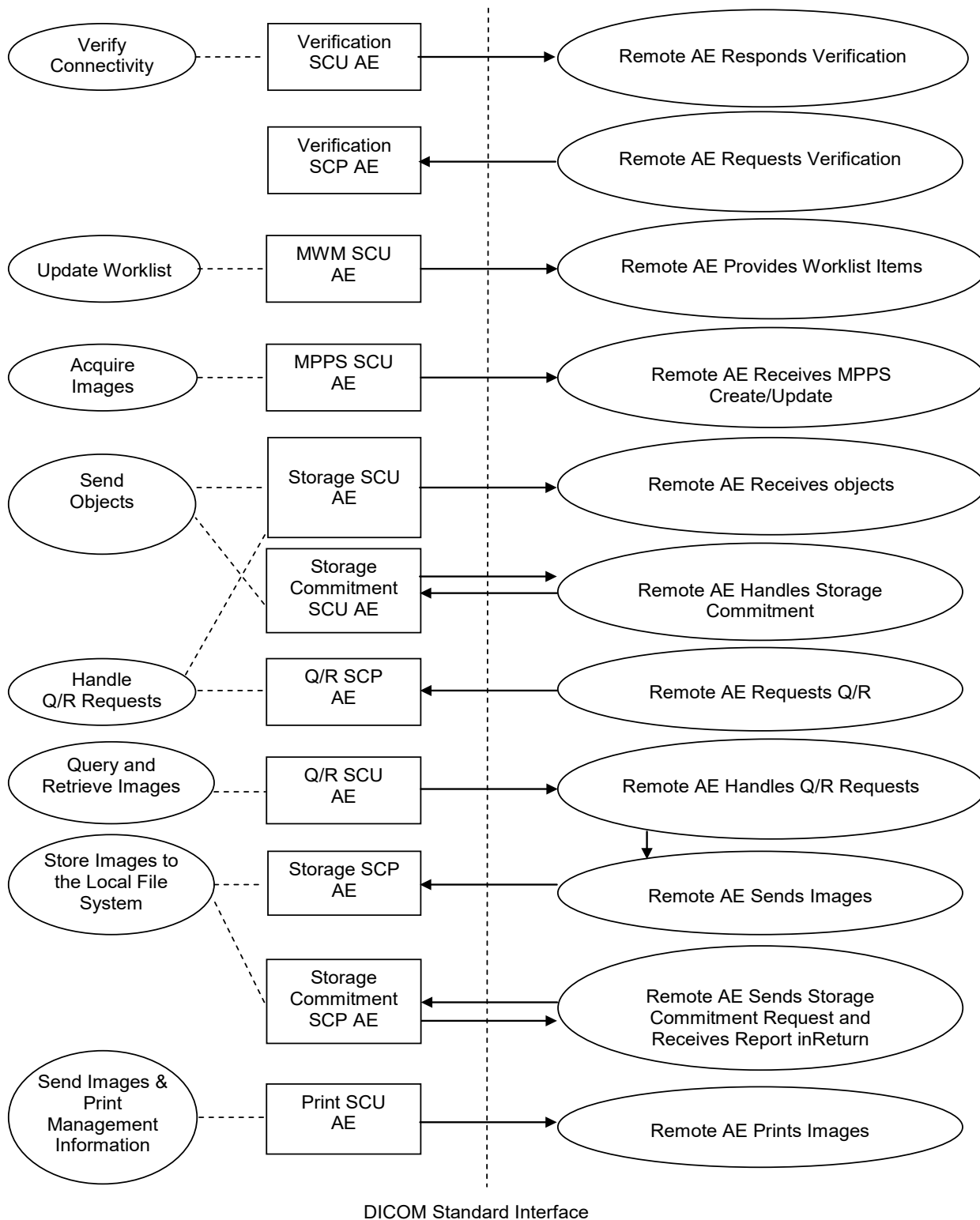


Figure 4.1-1 APPLICATION DATA FLOW DIAGRAM

- The Verification SCU AE can send verification requests to the specified DICOM destination.
- The Verification SCP AE can respond to C-ECHO requests from the specified DICOM destination.
- The MWM SCU AE receives Worklist information from a remote AE. It is associated with the local real-world activity "Update Worklist". When the "Update Worklist" is performed the MWM SCU AE queries a remote AE for worklist items and provides the set of worklist items matching the query request. "Update Worklist" is performed as a result of an operator request.
- The MPPS SCU AE sends MPPS information to a remote AE. It is associated with the local real-world activity "Acquire Images". When the "Acquire Images" is performed the MPPS SCU AE creates and updates Modality Performed Procedure Step instances managed by a remote AE. Acquisition of images will result in automated creation of an MPPS Instance. Completion of the MPPS is performed as the result of an operator action. If the remote AE is configured as an MPPSR SCP, the MPPS SCU AE can receive MPPSR information.
- The Storage SCU AE sends images, spectroscopy data or GSPS to a remote AE. It is associated with the local real-world activity "Send objects". "Send objects" is performed upon user request for specific images selected.
If the remote AE is configured as an archive device, the Storage SCU AE will send a storage commitment request to the remote Storage Commitment SCP AE. But Enhanced MR image and MR Spectroscopy is not sent.
- Receiving the storage commitment request from the Storage SCU AE, the Storage Commitment SCU AE will request Storage Commitment and if a commitment is successfully obtained will record this information in the local database.
- The Q/R SCP AE handles incoming query and retrieve requests issued by a remote AE. It is associated with the local real-world activity "Handle Q/R Requests". "Handle Q/R Requests" handles retrieval requests by issuing a command to the Storage SCU AE to send the requested Images to the destination specified by the remote AE. The Q/R SCP AE functions as an SCP for C-FIND and C-MOVE requests.
- The Q/R SCU AE queries a remote AE for lists of studies, series and images and retrieves selected studies, series or images. It is associated with the local real-world activity "Query and Retrieve Images".
- The Storage SCP AE receives incoming images. It is associated with the local real-world activity "Store Images to the Local File System". "Store Images to the Local File System" stores the received images to the local file system.
- If the Storage Commitment request is received then Storage Commitment SCP AE will immediately check if the referenced Composite SOP Instances are in the local database and return Report Notification.
- The Print SCU AE prints images on a remote AE (Printer). It is associated with the local real-world activity "Send Images & Print Management Information". "Send Images & Print Management Information" creates a print-job within the print queue containing one or more virtual film sheets composed from images selected by the user.

4.1.2 Functional Definition of AEs

4.1.2.1 Functional Definition of Verification SCU AE

The existence of a verification request with associated network destination will activate the Verification SCU AE. An Association request is sent to the destination AE and upon successful negotiation of a Presentation Context the verification is started. If the verification fails, the Verification SCU AE will show the error message.

4.1.2.2 Functional Definition of Verification SCP AE

The Verification SCP AE waits for another application to connect at the presentation address configured for its Application Entity Title. The Verification SCP AE will accept Associations with Presentation Contexts for SOP Classes of the Verification Service Classes.

4.1.2.3 Functional Definition of MWM SCU AE

The MWM SCU AE attempts to download a worklist from a remote node. If the MWM SCU AE establishes an Association to a remote AE, it will transfer patient's information and worklist items via the open Association. The results will be displayed in a separate list. The patient's information will be used for the patient registration.

4.1.2.4 Functional Definition of MPPS SCU AE

The MPPS SCU AE performs the creation of an MPPS Instance automatically whenever images are acquired. Further updates on the MPPS data can be performed automatically or interactively. If the remote AE is configured as an MPPSR SCP, the MPPS SCU AE can receive MPPSR information.

4.1.2.5 Functional Definition of Storage SCU AE

The existence of a send-job queue entry with associated network destination will activate the Storage SCU AE. An Association request is sent to the destination AE and upon successful negotiation of a Presentation Context the image, MRSpectroscopy data & GSPS transfer is started. If the image, MRSpectroscopy data & GSPS transfer fails, the Storage SCU AE will retry this send-job automatically. If the remote AE is configured as an archive device, the storage SCU AE will send a storage commitment request to the Storage Commitment SCU AE.

4.1.2.6 Functional Definition of Storage Commitment SCU AE

Receiving the storage commitment request from the Storage SCU AE, the Storage Commitment SCU AE will request Storage Commitment and if a commitment is successfully obtained will record this information in the local database.

4.1.2.7 Functional Definition of Q/R SCP AE

The Q/R SCP AE waits for another application to connect at the presentation address configured for its Application Entity Title. The Q/R SCP AE will accept Associations with Presentation Contexts for SOP Class of the Query/Retrieve Service Class. It will handle query and retrieve requests on these Presentation Contexts and respond with data objects with values corresponding to the contents of the local file system. When a retrieval request is received, the Q/R SCP AE issues a command to the Storage SCU AE to send the specified images to the destination.

4.1.2.8 Functional Definition of Q/R SCU AE

The Q/R SCU AE is activated when the user selects a remote node to query and enters some key information, Patient's Name, Patient ID and/or Study Date. The user can select studies, series and images to be retrieved. The images will be received at the Storage SCP AE.

4.1.2.9 Functional Definition of Storage SCP AE

The Storage SCP AE waits for another application to connect at the presentation address configured for its Application Entity Title. The Storage SCP AE will accept Associations with Presentation Contexts for SOP

Classes of the Storage Service Classes. Any images received on such Presentation Contexts will be stored to the local file system.

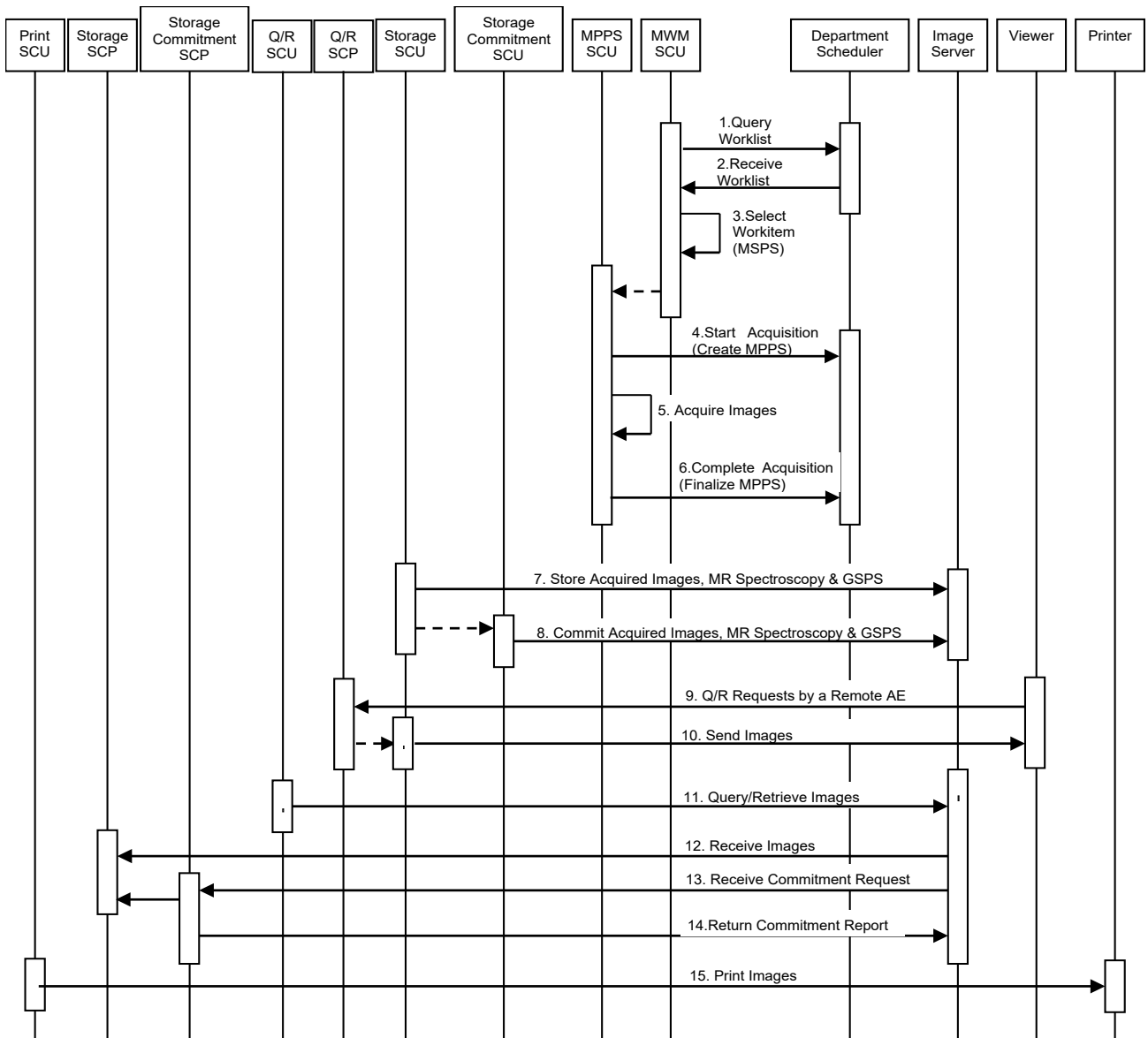
4.1.2.10 Functional Definition of Storage Commitment SCP AE

If the Storage Commitment request is received then Storage Commitment SCP AE will immediately check if the referenced Composite SOP Instances are in the local database and return Report Notification.

4.1.2.11 Functional Definition of Print SCU AE

The existence of a print-job in the print queue will activate the Print SCU AE. An Association is established with the printer and the printer's status determined. If the printer is operating normally, the film sheets described within the print-job will be printed. If the printer is not operating normally, an error message will be displayed and this print-job can be canceled or restarted by the user operations.

4.1.3 Sequencing of Real-World Activities



**Figure 4.1-2
SEQUENCING CONSTRAINTS**

Under typical scheduled workflow conditions the sequencing constraints illustrated in Figure 4.1-2 apply:

1. Query Worklist
2. Receive Worklist of Modality Scheduled Procedure Steps (MSPS)
3. Select Workitem (MSPS) from Worklist
4. Start Acquisition and Create MPPS
5. Acquire Images
6. Complete Acquisition and Finalize MPPS
7. Store Acquired Images, Spectroscopy data and any associated Grayscale Softcopy Presentation State (GSPS) instances
8. If the Image Manager is configured as an archive device the AE will request Storage Commitment for the images and associated GSPS instances
9. Q/R Requests by a Remote AE
10. Send Images
11. Query/Retrieve Images
12. Receive Images
13. Receive Commitment Request
14. Return Commitment Report
15. Print Images

Other workflow situations (e.g. unscheduled procedure steps) will have other sequencing constraints. Some activities may be omitted according to situations.

4.2 AE SPECIFICATIONS

4.2.1 Verification SCU AE Specifications

4.2.1.1 SOP Class

The Verification SCU AE provides Standard Conformance to the following DICOM SOP classes:

Table 4.2-1

SOP CLASSES FOR VERIFICATION SCU AE

SOP Class Name	SOP Class UID	SCU	SCP
Verification	1.2.840.10008.1.1	Yes	No

4.2.1.2 Association Policies

4.2.1.2.1 General

The Verification SCU AE can form associations via user control. The Verification SCU AE can only request the starting of an association. It cannot accept association start requests from external application entities. The DICOM standard application context name for DICOM is always accepted.

Table 4.2-2

DICOM APPLICATION CONTEXT FOR VERIFICATION SCU AE

Application Context Name	1.2.840.10008.3.1.1.1
--------------------------	-----------------------

4.2.1.2.2 Number of Associations

The Verification SCU AE initiates one Association at a time.

Table 4.2-3

NUMBER OF ASSOCIATIONS INITIATED FOR VERIFICATION SCU AE

Maximum Number of Simultaneous Associations	1
---	---

4.2.1.2.3 Asynchronous Nature

The Verification SCU AE does not support asynchronous communication (multiple incomplete transactions on a single association). All association requests must be completed and confirmed before new actions can be performed.

Table 4.2-4

ASYNCHRONOUS NATURE FOR VERIFICATION SCU AE

Maximum Number of Outstanding Asynchronous Transactions	1
---	---

4.2.1.2.4 Implementation Identifying Information

The implementation information for this Application Entity is:

Table 4.2-5

DICOM IMPLEMENTATION CLASS AND VERSION FOR VERIFICATION SCU AE

Implementation Class UID	1.2.392.200036.9116.4.2.10
Implementation Version Name	CM_MR_DCM_V3.0

4.2.1.3 Association Initiation Policy

4.2.1.3.1 Activity - Verify Connectivity

4.2.1.3.1.1 Description and Sequencing of Activity

The Verification SCU AE initiates association through user control.

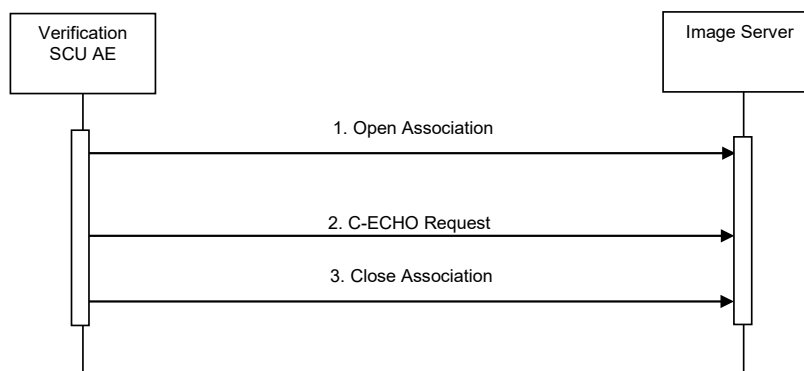


Figure 4.2-1
SEQUENCING OF ACTIVITY - VERIFY CONNECTIVITY

The following sequencing restrictions, illustrated in figure above, apply when the Verification SCU AE:

1. The Verification SCU AE opens a new association with the specified destination AE.
2. The Verification SCU AE sends C-ECHO requests.
3. The Verification SCU AE closes the Association.

4.2.1.3.1.2 Proposed Presentation Contexts

The Verification SCU AE is capable of proposing the Presentation Contexts shown in the following table:

Table 4.2-6
PROPOSED PRESENTATION CONTEXTS FOR VERIFICATION SCU AE

Presentation Context Table					
Abstract Syntax		Transfer Syntax		Role	Ext. Neg.
Name	UID	Name	UID		
Verification	1.2.840.10008.1.1	Implicit VR Little Endian	1.2.840.10008.1.2	SCU	None
		Explicit VR Little Endian	1.2.840.10008.1.2.1		

4.2.1.3.1.3 SOP Specific Conformance for Verification SOP Class

The Verification SCU AE provides standard conformance to the Verification Service Class as an SCU.

The Verification SCU AE performs the following actions based on the status code values in the C-ECHO responses from the destination C-ECHO SCP:

Table 4.2-7
VERIFICATION SCU AE C-ECHO RESPONSE STATUS HANDLING BEHAVIOR

Service Status	Further Meaning	Status Code	Behavior
Success	Success	0000	A message is sent to the User Interface.
Error	Failure	Status codes other than the above	The association is terminated when the error occurs. A failure message is output to the Service Log. A message is sent to the user interface.

4.2.1.4 Association Acceptance Policy

The Verification SCU AE does not accept associations.

4.2.2 Verification SCP AE Specifications

4.2.2.1 SOP Class

The Verification SCP AE provides Standard Conformance to the following DICOM SOP classes:

Table 4.2-8
SOP CLASSES FOR VERIFICATION SCP AE

SOP Class Name	SOP Class UID	SCU	SCP
Verification	1.2.840.10008.1.1	No	Yes

4.2.2.2 Association Policies

4.2.2.2.1 General

The DICOM standard application context name for DICOM is always accepted.

Table 4.2-9
DICOM APPLICATION CONTEXT FOR VERIFICATION SCP AE

Application Context Name	1.2.840.10008.3.1.1.1
--------------------------	-----------------------

4.2.2.2.2 Number of Associations

The Verification SCP AE accepts one Association at a time.

Table 4.2-10
NUMBER OF ASSOCIATIONS ACCEPTED FOR VERIFICATION SCP AE

Maximum Number of Simultaneous Associations	1
---	---

4.2.2.2.3 Asynchronous Nature

The Verification SCP AE does not support asynchronous communication (multiple incomplete transactions on a single association).

Table 4.2-11
ASYNCHRONOUS NATURE FOR VERIFICATION SCP AE

Maximum Number of Outstanding Asynchronous Transactions	1
---	---

4.2.2.2.4 Implementation Identifying Information

The implementation information for this Application Entity is:

Table 4.2-12
DICOM IMPLEMENTATION CLASS AND VERSION FOR VERIFICATION SCP AE

Implementation Class UID	1.2.392.200036.9116.4.2.10
Implementation Version Name	CM_MR_DCM_V3.0

4.2.2.3 Association Initiation Policy

The Verification SCP AE does not initiate Associations.

4.2.2.4 Association Acceptance Policy

4.2.2.4.1 Activity - Verify Connectivity

4.2.2.4.1.1 Description and Sequencing of Activity

The Verification SCP AE accepts Associations only if they have valid Presentation Contexts. If none of the requested Presentation Contexts are accepted then the Association Request itself is rejected. It can be configured to only accept Associations with certain hosts (using TCP/IP address) and/or Application Entity Titles.




Figure 4.2-2
SEQUENCING OF ACTIVITY - VERIFY CONNECTIVITY

A possible sequence of interactions between the Verification SCP AE and a Verification SCU AE is illustrated in the Figure above:

1. The Verification SCU AE opens a new association with the Verification SCP AE.
2. The Verification SCU AE sends C-ECHO requests. The Verification SCP AE replies with a C-ECHO response (status success).
3. The Verification SCU AE closes the Association.

The Verification SCP AE may reject association attempts as shown in the Table below. The Result, Source and Reason/Diag columns represent the values returned in the appropriate fields of an ASSOCIATE-RJ PDU. The contents of the Source column is abbreviated to save space and the meaning of the abbreviations are:

- a. 1 - DICOM UL service-user
- b. 2 - DICOM UL service-provider (ACSE related function)
- c. 3 - DICOM UL service-provider (Presentation related function)

**Table 4.2-13
ASSOCIATION REJECTION REASONS**

Result	Source	Reason/Diag	Explanation
2 - rejected-transient	c	2 - local-limit-exceeded	The (configurable) maximum number of simultaneous Associations has been reached. An Association request with the same parameters may succeed at a later time.
2 - rejected-transient	c	1 - temporary-congestion	No Associations can be accepted at this time due to the real-time requirements of higher priority activities (e.g. during image acquisition no Associations will be accepted) or because insufficient resources are available (e.g. memory, processes, threads). An Association request with the same parameters may succeed at a later time.
1 - rejected-permanent	a	2 - application-context-name-not-supported	The Association request contained an unsupported Application Context Name. An association request with the same parameters will not succeed at a later time.
1 - rejected-permanent	a	7 - called-AE-title-not-recognized	The Association request contained an unrecognized Called AE Title. An Association request with the same parameters will not succeed at a later time unless configuration changes are made. This rejection reason normally occurs when the Association initiator is incorrectly configured and attempts to address the Association acceptor using the wrong AE Title.
1 - rejected-permanent	a	3 - calling-AE-title-not-recognized	The Association request contained an unrecognized Calling AE Title. An Association request with the same parameters will not succeed at a later time unless configuration changes are made. This rejection reason normally occurs when the Association acceptor has not been configured to recognize the AE Title of the Association initiator.
1 - rejected-permanent	b	1 - no-reason-given	The Association request could not be parsed. An Association request with the same format will not succeed at a later time.

4.2.2.4.1.2 Accepted Presentation Contexts

The Verification SCP AE will prefer to select the Explicit VR Little Endian Transfer Syntax if multiple transfer syntaxes are offered.

Any of the Presentation Contexts shown in the following table are acceptable to the Verification SCP AE.

Table 4.2-14

ACCEPTED PRESENTATION CONTEXTS BY VERIFICATION SCP AE

Presentation Context Table					
Abstract Syntax		Transfer Syntax		Role	Ext. Neg.
Name	UID	Name	UID		
Verification	1.2.840.10008.1.1	Implicit VR Little Endian	1.2.840.10008.1.2	SCP	None
		Explicit VR Little Endian	1.2.840.10008.1.2.1		

4.2.2.4.1.3 SOP Specific Conformance for Verification SOP Class

The Verification SCP AE provides standard conformance to the Verification SOP Class as an SCP.

4.2.3 MWM SCU AE Specification

4.2.3.1 SOP Classes

The MWM SCU AE provides Standard Conformance to the following SOP Classes:

Table 4.2-15
SOP CLASSES FOR MWM SCU AE

SOP Class Name	SOP Class UID	SCU	SCP
Modality Worklist Information Model - FIND	1.2.840.10008.5.1.4.31	Yes	No

4.2.3.2 Association Policies

4.2.3.2.1 General

The DICOM standard application context name for DICOM 3.0 is always proposed:

Table 4.2-16
DICOM APPLICATION CONTEXT FOR MWM SCU AE

Application Context Name	1.2.840.10008.3.1.1.1
--------------------------	-----------------------

4.2.3.2.2 Number of Associations

The MWM SCU AE initiates one Association at a time for a Worklist request.

Table 4.2-17
NUMBER OF ASSOCIATIONS INITIATED FOR MWM SCU AE

Maximum number of simultaneous Associations	1
---	---

4.2.3.2.3 Asynchronous Nature

The MWM SCU AE does not support asynchronous communication (multiple outstanding transactions over a single Association).

Table 4.2-18
ASYNCHRONOUS NATURE FOR MWM SCU AE

Maximum Number of Outstanding Asynchronous Transactions	1
---	---

4.2.3.2.4 Implementation Identifying Information

The implementation information for this Application Entity is:

Table 4.2-19
DICOM IMPLEMENTATION CLASS AND VERSION FOR MWM SCU AE

Implementation Class UID	1.2.392.200036.9116.4.2.10
Implementation Version Name	CM_MR_DCM_V3.0

4.2.3.3 Association Initiation Policy

4.2.3.3.1 Activity - Update Worklist

4.2.3.3.1.1 Description and Sequencing of Activities

The request for an "Update Worklist" is initiated by user interaction, i.e. pressing the buttons "Get Worklist" or automatically at the time of key-word change.

Upon initiation of the request, the MWM SCU AE will build an Identifier for the C-FIND request, will initiate an Association to send the request and will wait for Worklist responses. After retrieval of all responses, the MWM SCU AE will access the local database to add or update patient demographic data. The results will be displayed in a separate list.

The MWM SCU AE will initiate an Association in order to issue a C-FIND request according to the Modality Worklist Information Model.

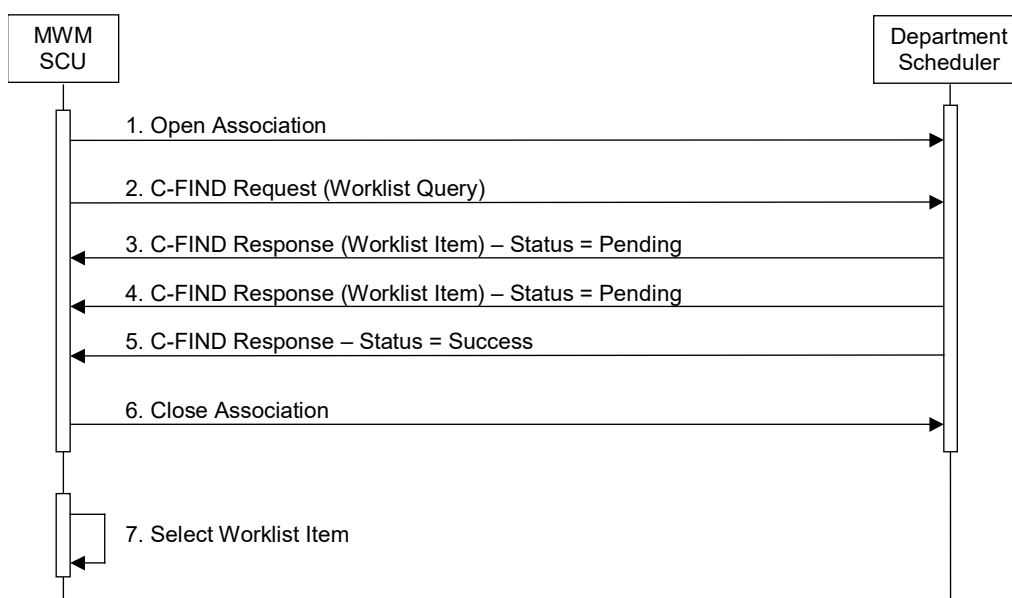


Figure 4.2-3
SEQUENCING OF ACTIVITY - UPDATE WORKLIST

A possible sequence of interactions between the MWM SCU AE and a Department Scheduler (e.g. a device such as a RIS or HIS which supports the Modality Worklist SOP Class as an SCP) is illustrated in the Figure above:

1. The MWM SCU AE opens an association with the Department Scheduler
2. The MWM SCU AE sends a C-FIND request to the Department Scheduler containing the Worklist Query attributes.
3. The Department Scheduler returns a C-FIND response containing the requested attributes of the first matching Worklist Item.
4. The Department Scheduler returns another C-FIND response containing the requested attributes of the second matching Worklist Item.
5. The Department Scheduler returns another C-FIND response with status Success indicating that no further matching Worklist Items exist. This example assumes that only 2 Worklist items match the Worklist Query.
6. The MWM SCU AE closes the association with the Department Scheduler.
7. The user selects a Worklist Item from the Worklist and prepares to acquire new images.

4.2.3.3.1.2 Proposed Presentation Contexts

The MWM SCU AE will propose Presentation Contexts as shown in the following table:

Table 4.2-20

PROPOSED PRESENTATION CONTEXTS FOR ACTIVITY UPDATE WORKLIST

Presentation Context Table					
Abstract Syntax		Transfer Syntax		Role	Ext. Neg.
Name	UID	Name	UID		
Modality Worklist Information Model - FIND	1.2.840.10008.5.1.4.31	Implicit VR Little Endian Explicit VR Little Endian	1.2.840.10008.1.2 1.2.840.10008.1.2.1	SCU	None

4.2.3.3.1.3 SOP Specific Conformance for Modality Worklist SOP Class

The MWM SCU AE provides standard conformance to the Modality Worklist SOP Class as an SCU.

The behavior of the MWM SCU when encountering status codes in a Modality Worklist C-FIND response is summarized in the Table below.

**Table 4.2-21
MODALITY WORKLIST C-FIND RESPONSE STATUS HANDLING BEHAVIOR**

Service Status	Further Meaning	Status Code	Behavior
Success	Matching is complete	0000	The SCP has completed the matches. Worklist items are available for display or further processing.
Refused	Out of Resources	A700	The Association is aborted using A-ABORT and the worklist query is marked as failed. The status meaning is logged and reported to the user if an interactive query. Any additional error information in the Response will be logged.
Failed	Identifier does not match SOP Class	A900	The Association is aborted using A-ABORT and the worklist query is marked as failed. The status meaning is logged and reported to the user if an interactive query. Any additional error information in the Response will be logged.
Failed	Unable to Process	Cxxx	The Association is aborted using A-ABORT and the worklist query is marked as failed. The status meaning is logged and reported to the user if an interactive query. Any additional error information in the Response will be logged.
Cancel	Matching terminated due to Cancel request	FE00	If the query was cancelled due to too many worklist items then the SCP has completed the matches. Worklist items are available for display or further processing. Otherwise, the Association is aborted using A-ABORT and the worklist query is marked as failed. The status meaning is logged and reported to the user if an interactive query.
Pending	Matches are continuing	FF00	The worklist item contained in the Identifier is collected for later display or further processing.
Pending	Matches are continuing - Warning that one or more Optional Keys were not supported	FF01	The worklist item contained in the Identifier is collected for later display or further processing. The status meaning is logged only once for each C-FIND operation.
*	*	Any other status code.	The Association is aborted using A-ABORT and the worklist is marked as failed. The status meaning is logged and reported to the user if an interactive query. Any additional error information in the Response will be logged.

The behavior of the MWM SCU AE during communication failure is summarized in the Table below.

Table 4.2-22
MODALITY WORKLIST COMMUNICATION FAILURE BEHAVIOR

Exception	Behavior
Timeout	The Association is aborted using A-ABORT and the worklist query is marked as failed. The reason is logged and reported to the user if an interactive query.
Association aborted by the SCP or network layers	The worklist query is marked as failed. The reason is logged and reported to the user if an interactive query.

Acquired images will always use the Study Instance UID specified for the Scheduled Procedure Step (if available). If an acquisition is unscheduled, a Study Instance UID will be generated locally.

The Table below provides a description of the MWM SCU AE Worklist Request Identifier and specifies the attributes that are copied into the images. Unexpected attributes returned in a C-FIND response are ignored.

Table 4.2-23
WORKLIST REQUEST IDENTIFIER

Module Name Attribute Name	Tag	VR	M	R	Q	D	IOD
Scheduled Procedure Step							
Scheduled Procedure Step Sequence	(0040,0100)	SQ					
> Scheduled Station AE Title	(0040,0001)	AE	S	x			
> Scheduled Station Name	(0040,0010)	SH					
> Scheduled Procedure Step Location	(0040,0011)	SH					
> Scheduled Procedure Step Start Date	(0040,0002)	DA	R,S	x		x	
> Scheduled Procedure Step Start Time	(0040,0003)	TM	R	x		x	
> Scheduled Procedure Step End Date	(0040,0004)	DA					
> Scheduled Procedure Step End Time	(0040,0005)	TM					
> Scheduled Performing Physician's Name	(0040,0006)	PN		x	x		
> Scheduled Procedure Step Description	(0040,0007)	LO		x		x	x
> Scheduled Protocol Code Sequence	(0040,0008)	SQ				x	x
>>Code Value	(0008,0100)	SH					
>>Coding Scheme Designator	(0008,0102)	SH					
>>Coding Scheme Version	(0008,0103)	SH					
>>Code Meaning	(0008,0104)	LO					
> Scheduled Procedure Step ID	(0040,0009)	SH		x		x	x
> Scheduled Procedure Step Status	(0040,0020)	CS					
> Comments on Scheduled Procedure Step	(0040,0400)	LT					
> Modality	(0008,0060)	CS	S	x		x	x
> Requested Contrast Agent	(0032,1070)	LO					
> Pre-Medication	(0040,0012)	LO					

Requested Procedure							
Requested Procedure ID	(0040,1001)	SH	S,*	x	x	x	x
Reason for the Requested Procedure	(0040,1002)	LO					
Requested Procedure Comments	(0040,1400)	LT					
Requested Procedure Code Sequence	(0032,1064)	SQ					
>Code Value	(0008,0100)	SH					
>Coding Scheme Designator	(0008,0102)	SH					
>Coding Scheme Version	(0008,0103)	SH					
>Code Meaning	(0008,0104)	LO					
Requested Procedure Description	(0032,1060)	LO		x		x	
Study Instance UID	(0020,000D)	UI		x			x
Referenced Study Sequence	(0008,1110)	SQ					x
>Referenced SOP Class UID	(0008,1150)	UI		x			x
>Referenced SOP Instance UID	(0008,1155)	UI		x			x
Requested Procedure Priority	(0040,1003)	SH					
Patient Transport Arrangements	(0040,1004)	LO					
Requested Procedure Location	(0040,1005)	LO					
Confidentiality Code	(0040,1008)	LO					
Reporting Priority	(0040,1009)	SH					
Names of Intended Recipients of Results	(0040,1010)	PN					
Imaging Service Request							
Reason for the Imaging Service Request	(0040,2001)	LO					
Imaging Service Request Comments	(0040,2400)	LT					
Requesting Physician	(0032,1032)	PN				x	x
Referring Physician's Name	(0008,0090)	PN		x	x		
Requesting Service	(0032,1033)	LO					
Accession Number	(0008,0050)	SH	S,*	x	x	x	x
Issuer of Accession Number Sequence	(0008,0051)	SQ					
>Local Namespace Entity ID	(0040,0031)	UT				x	
>Universal Entity ID	(0040,0032)	UT				x	
>Universal Entity ID Type	(0040,0033)	CS				x	
Issue Date of Imaging Service Request	(0040,2004)	DA					
Issue Time of Imaging Service Request	(0040,2005)	TM					
Order Entered By	(0040,2008)	PN					
Order Enterer's Location	(0040,2009)	SH					
Order Callback Phone Number	(0040,2010)	SH					
Placer Order Number	(0040,2016)	LO					
Filler Order Number	(0040,2017)	LO					
Confidentiality Constraint on Patient Data	(0040,3001)	LO					
Visit Relationship							
Referenced Patient Sequence	(0008,1120)	SQ					
>Referenced SOP Class UID	(0008,1150)	UI					
>Referenced SOP Instance UID	(0008,1155)	UI					
Visit Identification							
Institution Name	(0008,0080)	LO					x
Institution Address	(0008,0081)	ST					
Institution Code Sequence	(0008,0082)	SQ					
>Code Value	(0008,0100)	SH					
>Coding Scheme Designator	(0008,0102)	SH					
>Coding Scheme Version	(0008,0103)	SH					
>Code Meaning	(0008,0104)	LO					
Admission ID	(0038,0010)	LO					
Issuer of Admission ID	(0038,0011)	LO					

Visit Status							
Visit Status ID	(0038,0008)	CS					
Current Patient Location	(0038,0300)	LO			x		
Patient's Institution Residence	(0038,0400)	LO					
Visit Comments	(0038,4000)	LT					
Visit Admission							
Referring Physician's Address	(0008,0092)	ST					
Referring Physician's Telephone Number	(0008,0094)	SH					
Admitting Diagnosis Description	(0008,1080)	LO					
Admitting Diagnosis Code Sequence	(0008,1084)	SQ					
>Code Value	(0008,0100)	SH					
>Coding Scheme Designator	(0008,0102)	SH					
>Coding Scheme Version	(0008,0103)	SH					
>Code Meaning	(0008,0104)	LO					
Route of Admissions	(0038,0016)	LO					
Admitting Date	(0038,0020)	DA					
Admitting Time	(0038,0021)	TM					
Patient Relationship							
Referenced Patient Alias Sequence	(0038,0004)	SQ					
>Referenced SOP Class UID	(0008,1150)	UI					
>Referenced SOP Instance UID	(0008,1155)	UI					
Patient Identification							
Patient's Name	(0010,0010)	PN	*	x	x	x	x
Patient ID	(0010,0020)	LO	S	x	x	x	x
Issuer of Patient ID	(0010,0021)	LO				x	
Issuer of Patient ID Qualifiers Sequence	(0010,0024)	SQ					
>Universal Entity ID	(0040,0032)	UT				x	
>Universal Entity ID Type	(0040,0033)	CS				x	
>Identifier Type Code	(0040,0035)	CS					
Other Patient IDs	(0010,1000)	LO				x	
Other Patient Names	(0010,1001)	PN					
Patient's Birth Name	(0010,1005)	PN					
Patient's Mother's Birth Name	(0010,1060)	PN					
Medical Record Locator	(0010,1090)	LO					

Patient Demographic							
Patient's Age	(0010,1010)	AS				x	x
Occupation	(0010,2180)	SH					
Confidentiality Constraint on Patient Data Description	(0040,3001)	LO					
Patient's Birth Date	(0010,0030)	DA		x	x	x	x
Patient's Birth Time	(0010,0032)	TM					
Patient's Sex	(0010,0040)	CS		x	x	x	x
Patient's Insurance Plan Code Sequence	(0010,0050)	SQ					
>Code Value	(0008,0100)	SH					
>Coding Scheme Designator	(0008,0102)	SH					
>Coding Scheme Version	(0008,0103)	SH					
>Code Meaning	(0008,0104)	LO					
Patient's Size	(0010,1020)	DS		x		x	x
Patient's Weight	(0010,1030)	DS		x		x	x
Patient's Address	(0010,1040)	LO					
Military Rank	(0010,1080)	LO					
Branch of Service	(0010,1081)	LO					
Country Residence	(0010,2150)	LO					
Region of Residence	(0010,2152)	LO					
Patient's Telephone Numbers	(0010,2154)	SH					
Ethnic Group	(0010,2160)	SH					
Patient's Religious Reference	(0010,21F0)	LO					
Patient Comment	(0010,4000)	LT		x		x	x
Patient Medical							
Medical Alerts	(0010,2000)	LO		x		x	
Allergies	(0010,2110)	LO					
Smoking Status	(0010,21A0)	CS					
Additional Patient History	(0010,21B0)	LT					
Pregnancy Status	(0010,21C0)	US		x		x	x
Last Menstrual Date	(0010,21D0)	DA					
Special Needs	(0038,0050)	LO					
Patient State	(0038,0500)	LO					
Other Extended Attributes							
Study Description	(0008,1030)	LO				x	x
Institutional Department Name	(0008,1040)	LO				x	x
Performing Physician's Name	(0008,1050)	PN				x	x
Name of Physician(s) Reading Study	(0008,1060)	PN				x	x
Operators' Name	(0008,1070)	PN				x	x

The above table should be read as follows:

- Module Name: The name of the associated module for supported worklist attributes.
- Attribute Name: Attributes supported to build the MWM SCU AE Worklist Request Identifier.
- Tag: DICOM tag for this attribute.
- VR: DICOM VR for this attribute.
- M: Matching keys for (automatic) Worklist Update. An "S" will indicate that the MWM SCU AE will supply an attribute value for Single Value Matching, a "R" will indicate Range Matching, an "*" will indicate Wildcard Matching.
- R: Return keys. An "x" will indicate that the MWM SCU AE will supply this attribute as Return Key with zero length for Universal Matching. This setting can be configured using the service tool. The system's default setting is described in the above table.
- Q: Interactive Query Key. An "x" will indicate that MWM SCU AE will supply this attribute as matching key, if entered in the Query Patient Worklist dialog. For example, the Patient Name can be entered thereby restricting Worklist responses to Procedure Steps scheduled for the patient. This setting can be configured using the service tool. The system's default setting is described in the above table.

- D: Displayed keys. An "x" indicates that this worklist attribute is displayed to the user during a patient registration dialog. For example, Patient Name will be displayed when registering the patient prior to an examination. This setting can be configured using the service tool. The system's default setting is described in the above table.
- IOD: An "x" indicates that this Worklist attribute is included into all Object Instances created during performance of the related Procedure Step. This setting can be configured using the service tool. The system's default setting is described in the above table.

Notes: Specific Character Set (0008,0005) will be created if an extended or replacement character set is used in the matching keys.

4.2.3.4 Association Acceptance Policy

The MWM SCU AE does not accept Associations.

4.2.4 MPPS SCU AE Specification

4.2.4.1 SOP Classes

The MPPS SCU AE provides Standard Conformance to the following SOP Classes:

Table 4.2-24
SOP CLASSES FOR MPPS SCU AE

SOP Class Name	SOP Class UID	SCU	SCP
Modality Performed Procedure Step	1.2.840.10008.3.1.2.3.3	Yes	No

4.2.4.2 Association Policies

4.2.4.2.1 General

The DICOM standard application context name for DICOM 3.0 is always proposed:

Table 4.2-25
DICOM APPLICATION CONTEXT FOR MPPS SCU AE

Application Context Name	1.2.840.10008.3.1.1.1
--------------------------	-----------------------

4.2.4.2.2 Number of Associations

The MPPS SCU AE initiates one Association at a time.

Table 4.2-26
NUMBER OF ASSOCIATIONS INITIATED FOR MPPS SCU AE

Maximum number of simultaneous Associations	1
---	---

4.2.4.2.3 Asynchronous Nature

The MPPS SCU AE does not support asynchronous communication (multiple outstanding transactions over a single Association).

Table 4.2-27
ASYNCHRONOUS NATURE FOR MPPS SCU AE

Maximum Number of Outstanding Asynchronous Transactions	1
---	---

4.2.4.2.4 Implementation Identifying Information

The implementation information for this Application Entity is:

Table 4.2-28
DICOM IMPLEMENTATION CLASS AND VERSION FOR MPPS SCU AE

Implementation Class UID	1.2.392.200036.9116.4.2.10
Implementation Version Name	CM_MR_DCM_V3.0

4.2.4.3 Association Initiation Policy

4.2.4.3.1 Activity - Acquire Images

4.2.4.3.1.1 Description and Sequencing of Activities

The MPPS SCU AE performs the creation of a MPPS Instance automatically whenever images are acquired. Further updates on the MPPS data can be performed automatically or interactively.

The MPPS SCU AE will initiate an Association to issue an:

- N-CREATE request according to the CREATE Modality Performed Procedure Step SOP Instance operation, or an:
- N-SET request to update the contents and state of the MPPS according to the SET Modality Performed Procedure Step Information operation.

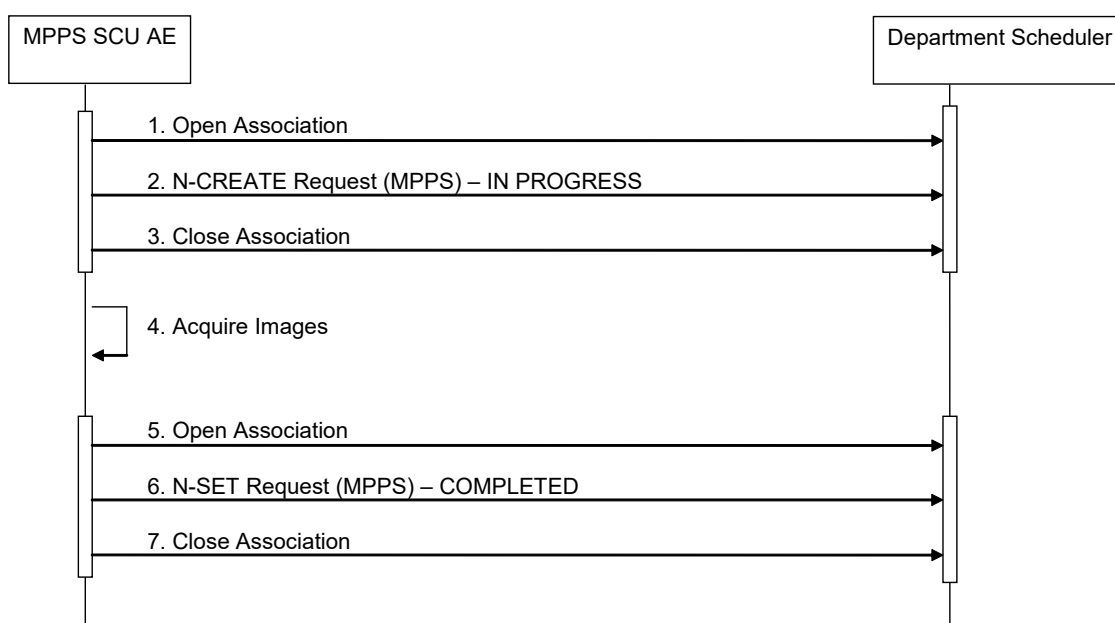


Figure 4.2-4
SEQUENCING OF ACTIVITY - ACQUIRE IMAGES

A possible sequence of interactions between the MPPS SCU AE and a Department Scheduler (e.g. a device such as a RIS or HIS which supports the MPPS SOP Class and MPPSR SCP Class as an SCP) is illustrated in the Figure above:

1. The MPPS SCU AE opens an association with the Department Scheduler
2. The MPPS SCU AE sends an N-CREATE request to the Department Scheduler to create an MPPS instance with status of "IN PROGRESS" and create all necessary attributes. The Department Scheduler acknowledges the MPPS creation with an N-CREATE response (status success).
3. The MPPS SCU AE closes the association with the Department Scheduler.
4. All images are acquired and stored in the local database. (Figure 4.2-4)
5. The MPPS SCU AE opens an association with the Department Scheduler.
6. The MPPS SCU AE sends an N-SET request to the Department Scheduler to update the MPPS instance with status of "COMPLETED" and set all necessary attributes. The Department Scheduler acknowledges the MPPS update with an N-SET response (status success).
7. The MPPS SCU AE closes the association with the Department Scheduler.

4.2.4.3.1.2 Proposed Presentation Contexts

The MPPS SCU AE will propose Presentation Contexts as shown in the following Table:

**Table 4.2-29
PROPOSED PRESENTATION CONTEXTS FOR ACTIVITY ACQUIRE IMAGES**

Presentation Context Table					
Abstract Syntax		Transfer Syntax		Role	Ext. Neg.
Name	UID	Name	UID		
Modality Performed Procedure Step	1.2.840.10008.3	Implicit VR Little Endian	1.2.840.10008.1.2	SCU	None
	.1.2.3.3	Explicit VR Little Endian	1.2.840.10008.1.2.1		

4.2.4.3.1.3 SOP Specific Conformance for MPPS SOP Class

The MPPS SCU AE provides standard conformance to the Modality Performed Procedure Step SOP Class as an SCU.

The behavior of the MPPS SCU AE when encountering status codes in an MPPS N-CREATE or N-SET response is summarized in the Table below.

**Table 4.2-30
MPPS N-CREATE / N-SET RESPONSE STATUS HANDLING BEHAVIOR**

Service Status	Further Meaning	Status Code	Behavior
Success	Success	0000	The SCP has completed the operation successfully.
Failure	Processing Failure - Performed Procedure Step Object may no longer be updated	0110	The Association is aborted using A-ABORT and the MPPS is marked as failed. The status meaning is logged and reported to the user. Additional information in the Response will be logged (i.e. Error Comment and Error ID).
Warning	Attribute Value Out of Range	0116	The MPPS operation is considered successful but the status meaning is logged. Additional information in the response identifying the attributes out of range is logged. (i.e., Elements in the Modification List/Attribute List)
*	*	Any other status code.	The Association is aborted using A-ABORT and the MPPS is marked as failed. The status meaning is logged and reported to the user.

The behavior of the MPPS SCU AE during communication failure is summarized in the Table below:

**Table 4.2-31
MPPS COMMUNICATION FAILURE BEHAVIOR**

Exception	Behavior
Timeout	The Association is aborted using A-ABORT and MPPS is marked as failed. The reason is logged and reported to the user.
Association aborted by the SCP or network layers	The MPPS is marked as failed. The reason is logged and reported to the user.

The Table below provides a description of the MPPS N-CREATE and N-SET request identifiers sent by the MPPS SCU AE. Empty cells in the N-CREATE and N-SET columns indicate that the attribute is not sent. An "x" indicates that an appropriate value will be sent. A "Zero length" attribute will be sent with zero length.

Table 4.2-32
MPPS N-CREATE / N-SET REQUEST IDENTIFIER

Module Name / Attribute Name	Tag	VR	N-CREATE	N-SET
Specific Character Set	(0008,0005)	CS	Created, if an extended or replacement character set is used. Refer to 6.SUPPORT OF CHARACTER SETS	Created, if an extended or replacement character set is used. Refer to 6.SUPPORT OF CHARACTER SETS
Performed Procedure Step Relationship				
Scheduled Step Attributes Sequence	(0040,0270)	SQ	Always Set	
> Study Instance UID	(0020,000D)	UI	From Modality Worklist or autoset	
>Issuer of Accession Number Sequence	(0008,0051)	SQ	From Modality Worklist	
>>Local Namespace Entity ID	(0040,0031)	UT	From Modality Worklist	
>>Universal Entity ID	(0040,0032)	UT	From Modality Worklist	
>>Universal Entity ID Type	(0040,0033)	CS	From Modality Worklist	
> Referenced Study Sequence	(0008,1110)	SQ	From Modality Worklist	
>> Referenced SOP Class UID	(0008,1150)	UI	From Modality Worklist	
>> Referenced SOP Instance UID	(0008,1155)	UI	From Modality Worklist	
> Accession Number	(0008,0050)	SH	From Modality Worklist or user input	
> Requested Procedure ID	(0040,1001)	SH	From Modality Worklist	
> Requested Procedure Description	(0032,1060)	LO	From Modality Worklist	
> Scheduled Procedure Step ID	(0040,0009)	SH	From Modality Worklist	
> Scheduled Procedure Step Description	(0040,0007)	LO	From Modality Worklist	
> Scheduled Protocol Code Sequence	(0040,0008)	SQ	From Modality Worklist	
>>Code Value	(0008,0100)	SH	From Modality Worklist	
>>Coding Scheme Designator	(0008,0102)	SH	From Modality Worklist	
>>Coding Scheme Version	(0008,0103)	SH	From Modality Worklist	
>>Code Meaning	(0008,0104)	LO	From Modality Worklist	

> Placer Order Number / Imaging Service Request	(0040,2016)	LO	Zero length	
> Filler Order Number / Imaging Service Request	(0040,2017)	LO	Zero length	
Patient's Name	(0010,0010)	PN	From Modality Worklist or user input	
Patient ID	(0010,0020)	LO	From Modality Worklist or user input	
Issuer of Patient ID	(0010,0021)	LO	From Modality Worklist	
Issuer of Patient ID Qualifiers Sequence	(0010,0024)	SQ	From Modality Worklist	
>Universal Entity ID	(0040,0032)	UT	From Modality Worklist	
>Universal Entity ID Type	(0040,0033)	CS	From Modality Worklist	
>Identifier Type Code	(0040,0035)	CS	From Modality Worklist	
Patient's Birth Date	(0010,0030)	DA	From Modality Worklist or user input	
Patient's Sex	(0010,0040)	CS	From Modality Worklist or user input	
Referenced Patient Sequence	(0008,1120)	SQ	Zero length	
> Referenced SOP Class UID	(0008,1150)	UI		
> Referenced SOP Instance UID	(0008,1155)	UI		
Performed Procedure Step Information				
Performed Procedure Step ID	(0040,0253)	SH	Automatically created.	
Performed Station AE Title	(0040,0241)	AE	MPPS AE Title	
Performed Station Name	(0040,0242)	SH	From configuration	
Performed Location	(0040,0243)	SH	From configuration	
Performed Procedure Step Start Date	(0040,0244)	DA	Actual start date	
Performed Procedure Step Start Time	(0040,0245)	TM	Actual start time	
Performed Procedure Step Status	(0040,0252)	CS	"IN PROGRESS"	"COMPLETED" or "DISCONTINUED"
Performed Procedure Step Description	(0040,0254)	LO	Zero or more items	Zero or more items
Performed Procedure Type Description	(0040,0255)	LO	Zero length	Zero or more items
Procedure Code Sequence	(0008,1032)	SQ	Zero or more items	Zero or more items
>Code Value	(0008,0100)	SH	x	x
>Coding Scheme Designator	(0008,0102)	SH	x	x
>Coding Scheme Version	(0008,0103)	SH	x	x
>Code Meaning	(0008,0104)	LO	x	x
Performed Procedure Step End Date	(0040,0250)	DA	Zero length	Actual end date

Performed Procedure Step End Time	(0040,0251)	TM	Zero length	Actual end time
Comments on the Performed Procedure Step	(0040,0280)	ST	Zero length	Zero length
Performed Procedure Step Discontinuation Reason Code Sequence	(0040,0281)	SQ	Zero length	"COMPLETED" or "DISCONTINUED"
>Code Value	(0008,0100)	SH		x
>Coding Scheme Designator	(0008,0102)	SH		x
>Coding Scheme Version	(0008,0103)	SH		x
>Code Meaning	(0008,0104)	LO		x
Image Acquisition Results				
Modality	(0008,0060)	CS	"MR"	
Study ID	(0020,0010)	SH	Automatically created.	
Performed Protocol Code Sequence	(0040,0260)	SQ	Zero or more items	Zero or more items
>Code Value	(0008,0100)	SH	From Modality Worklist	
>Coding Scheme Designator	(0008,0102)	SH	From configuration	
>Coding Scheme Version	(0008,0103)	SH	From configuration	
>Code Meaning	(0008,0104)	LO	From Modality Worklist	
Performed Series Sequence	(0040,0340)	SQ	One item	One or more items
> Performing Physician's Name	(0008,1050)	PN	From Modality Worklist or user input	x
> Protocol Name	(0018,1030)	LO	User input	x
> Operators' Name	(0008,1070)	PN	From Modality Worklist or user input	x
> Series Instance UID	(0020,000E)	UI	Automatically created	x
> Series Description	(0008,103E)	LO	User input	x
> Retrieve AE Title	(0008,0054)	AE	Zero length	x
> Referenced Image Sequence	(0008,1140)	SQ	Zero length	One or more items
>> Referenced SOP Class UID	(0008,1150)	UI		x
>> Referenced SOP Instance UID	(0008,1155)	UI		x
> Referenced Non-Image Composite SOP Instance Sequence	(0040,0220)	SQ	Zero length	x
>> Referenced SOP Class UID	(0008,1150)	UI		x
>> Referenced SOP Instance UID	(0008,1155)	UI		x
Billing and Material Code				
Billing Procedure Step Sequence	(0040,0320)	SQ	Zero Length	Zero Length
Film Consumption Sequence	(0040,0321)	SQ	Zero or more items	Zero or more items
>Number of Films	(2100,0170)	IS		x
>Medium Type	(2000,0030)	CS		x

>Film Size ID	(2010,0050)	CS		x
Billing Supplies and Devices Sequence	(0040,0324)	SQ	Zero Length	Zero Length

4.2.4.4 Association Acceptance Policy

The MPPS SCU AE does not accept Associations.

4.2.5 Storage SCU AE Specification

4.2.5.1 SOP Classes

The Storage SCU AE provides Standard Conformance to the following SOP Classes:

Table 4.2-33
SOP CLASSES FOR STORAGE SCU AE

SOP Class Name	SOP Class UID	SCU	SCP
MR Image Storage	1.2.840.10008.5.1.4.1.1.4	Yes	No
Secondary Capture Image Storage	1.2.840.10008.5.1.4.1.1.7	Yes	No
Enhanced MR Image Storage	1.2.840.10008.5.1.4.1.1.4.1	Yes	No
MR Spectroscopy Storage	1.2.840.10008.5.1.4.1.1.4.2	Yes	No
Grayscale Softcopy Presentation State Storage	1.2.840.10008.5.1.4.1.1.11.1	Yes	No

4.2.5.2 Association Policies

4.2.5.2.1 General

The DICOM standard application context name for DICOM 3.0 is always proposed:

Table 4.2-34
DICOM APPLICATION CONTEXT FOR STORAGE SCU AE

Application Context Name	1.2.840.10008.3.1.1.1
--------------------------	-----------------------

4.2.5.2.2 Number of Associations

The Storage SCU AE initiates one Association at a time.

Table 4.2-35
NUMBER OF ASSOCIATIONS INITIATED FOR STORAGE SCU AE

Maximum number of simultaneous Associations	1
---	---

4.2.5.2.3 Asynchronous Nature

The Storage SCU AE does not support asynchronous communication (multiple outstanding transactions over a single Association).

Table 4.2-36
ASYNCHRONOUS NATURE FOR STORAGE SCU AE

Maximum Number of Outstanding Asynchronous Transactions	1
---	---

4.2.5.2.4 Implementation Identifying Information

The implementation information for this Application Entity is:

Table 4.2-37
DICOM IMPLEMENTATION CLASS AND VERSION FOR STORAGE SCU AE

Implementation Class UID	1.2.392.200036.9116.4.2.10
Implementation Version Name	CM_MR_DCM_V3.0

4.2.5.3 Association Initiation Policy

4.2.5.3.1 Activity - Send objects

4.2.5.3.1.1 Description and Sequencing of Activities

The Storage SCU AE attempts to initiate a new Association in order to issue a Storage request (C-STORE). If the job contains multiple objects then multiple C-STORE requests will be issued over the same Association. If the object transfer fails, the Storage SCU AE will retry this send-job automatically.

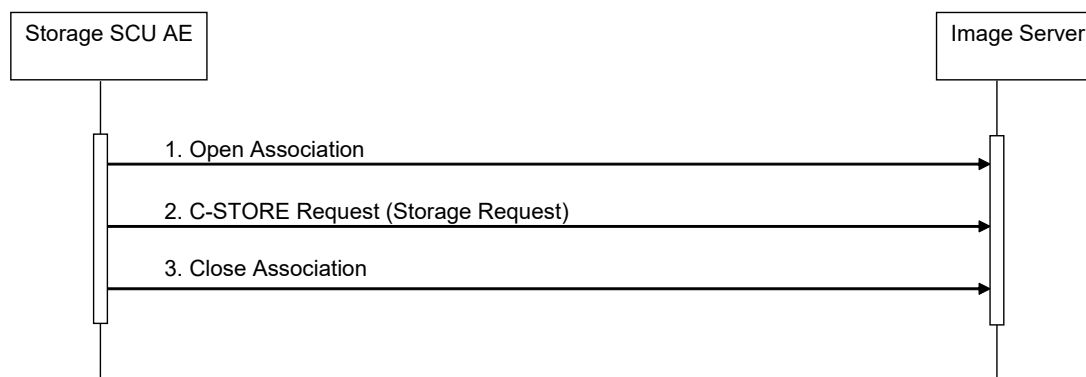


Figure 4.2-5
SEQUENCING OF ACTIVITY - SEND OBJECTS

A possible sequence of interactions between the Storage SCU AE and an Image Server (e.g. a storage or archive device supporting the Storage SOP Classes as an SCP) is illustrated in the Figure above:

1. The Storage SCU AE opens an Association with the Image Server
2. Acquired images, spectroscopy data or generated GSPS are transmitted to the Image Server using a Storage request (C-STORE) and the Image Server replies with a C-STORE response (status success).
3. The Storage SCU AE closes the Association with the Image Server.

4.2.5.3.1.2 Proposed Presentation Contexts

The Storage SCU AE is capable of proposing the Presentation Contexts shown in the following table:

Table 4.2-38

PROPOSED PRESENTATION CONTEXTS FOR ACTIVITY SEND OBJECTS

Presentation Context Table					
Abstract Syntax		Transfer Syntax		Role	Ext. Neg.
Name	UID	Name	UID		
MR Image Storage	1.2.840.10008.5 .1.4.1.1.4	Implicit VR Little Endian	1.2.840.10008.1.2	SCU	None
		Explicit VR Little Endian	1.2.840.10008.1.2.1		
Secondary Capture Image Storage	1.2.840.10008.5 .1.4.1.1.7	Implicit VR Little Endian	1.2.840.10008.1.2	SCU	None
		Explicit VR Little Endian	1.2.840.10008.1.2.1		
Enhanced MR Image Storage	1.2.840.10008.5 .1.4.1.1.4.1	Implicit VR Little Endian	1.2.840.10008.1.2	SCU	None
		Explicit VR Little Endian	1.2.840.10008.1.2.1		
MR Spectroscopy Storage	1.2.840.10008.5 .1.4.1.1.4.2	Implicit VR Little Endian	1.2.840.10008.1.2	SCU	None
		Explicit VR Little Endian	1.2.840.10008.1.2.1		
Grayscale Softcopy Presentation State Storage	1.2.840.10008.5 .1.4.1.1.11.1	Implicit VR Little Endian	1.2.840.10008.1.2	SCU	None
		Explicit VR Little Endian	1.2.840.10008.1.2.1		

4.2.5.3.1.3 SOP Specific Conformance for Storage SOP Classes

The Storage SCU AE provides standard conformance to the Storage Service Class as an SCU.

The behavior of Storage SCU AE when encountering status codes in a C-STORE response is summarized in the Table below:

Table 4.2-39

STORAGE C-STORE RESPONSE STATUS HANDLING BEHAVIOR

Service Status	Further Meaning	Status Code	Behavior
Success	Success	0000	The SCP has successfully stored the SOP Instance. If all SOP Instances in a send job have status success then the job is marked as complete.
Refused	Out of Resources	A7xx	The Association is aborted using A-ABORT and the send job is marked as failed. The status meaning is logged and the job failure is reported to the user via the job control application. This is a transient failure.
Error	Data Set does not match SOP Class	A9xx	The Association is aborted using A-ABORT and the send job is marked as failed. The status meaning is logged and the job failure is reported to the user via the job control application.
Error	Cannot Understand	Cxxx	The Association is aborted using A-ABORT and the send job is marked as failed. The status meaning is logged and the job failure is reported to the user via the job control application.
*	*	Any other status code.	The Association is aborted using A-ABORT and the send job is marked as failed. The status code is logged and the job failure is reported to the user via the job control application.

The behavior of Storage SCU AE during communication failure is summarized in the Table below:

Table 4.2-40
STORAGE COMMUNICATION FAILURE BEHAVIOR

Exception	Behavior
Timeout	The Association is aborted using A-ABORT and the send job is marked as failed. The reason is logged and the job failure is reported to the user via the job control application.
Association aborted by the SCP or network layers	The send job is marked as failed. The reason is logged and the job failure is reported to the user via the job control application.

If the object transfer fails, the Storage SCU AE will retry this send-job automatically. The interval of time to resend a failed job and the number of times of retries are also configurable.

The contents of Storage SOP Instances created by the Storage SCU AE conform to the DICOM Image IOD definitions and are described in section 8.1.

4.2.5.4 Association Acceptance Policy

The Storage SCU AE does not accept Associations.

4.2.6 Storage Commitment SCU AE Specification

4.2.6.1 SOP Classes

The Storage Commitment SCU AE provides Standard Conformance to the following SOP Classes:

Table 4.2-41
SOP CLASSES FOR THE STORAGE COMMITMENT SCU AE

SOP Class Name	SOP Class UID	SCU	SCP
Storage Commitment Push Model	1.2.840.10008.1.20.1	Yes	No

4.2.6.2 Association Policies

4.2.6.2.1 General

The DICOM standard application context name for DICOM 3.0 is always proposed:

Table 4.2-42
DICOM APPLICATION CONTEXT FOR STORAGE COMMITMENT SCU AE

Application Context Name	1.2.840.10008.3.1.1.1
--------------------------	-----------------------

4.2.6.2.2 Number of Associations

The Storage Commitment SCU AE initiates one Association at a time.

Table 4.2-43
NUMBER OF ASSOCIATIONS INITIATED FOR STORAGE COMMITMENT SCU AE

Maximum number of simultaneous Associations	1
---	---

The Storage Commitment SCU AE accepts Associations to receive N-EVENT-REPORT notifications for the Storage Commitment Push Model SOP Class.

Table 4.2-44
NUMBER OF ASSOCIATIONS ACCEPTED FOR STORAGE COMMITMENT SCU AE

Maximum number of simultaneous Associations	10
---	----

4.2.6.2.3 Asynchronous Nature

The Storage Commitment SCU AE does not support asynchronous communication (multiple outstanding transactions over a single Association).

Table 4.2-45
ASYNCHRONOUS NATURE FOR STORAGE COMMITMENT SCU AE

Maximum Number of Outstanding Asynchronous Transactions	1
---	---

4.2.6.2.4 Implementation Identifying Information

The implementation information for this Application Entity is:

Table 4.2-46
DICOM IMPLEMENTATION CLASS AND VERSION FOR STORAGE COMMITMENT SCU AE

Implementation Class UID	1.2.392.200036.9116.4.2.10
Implementation Version Name	CM_MR_DCM_V3.0

4.2.6.3 Association Initiation Policy

4.2.6.3.1 Activity - Commit Sent Objects

4.2.6.3.1.1 Description and Sequencing of Activities

If the remote AE is configured as an archive device the Storage Commitment SCU AE will, after all objects have been sent, transmit a single Storage Commitment request (N-ACTION). Upon receiving the N-ACTION response the Storage Commitment SCU AE will release the Association. The notification of Storage commitment (N-EVENT-REPORT) will be received over a separate Association.

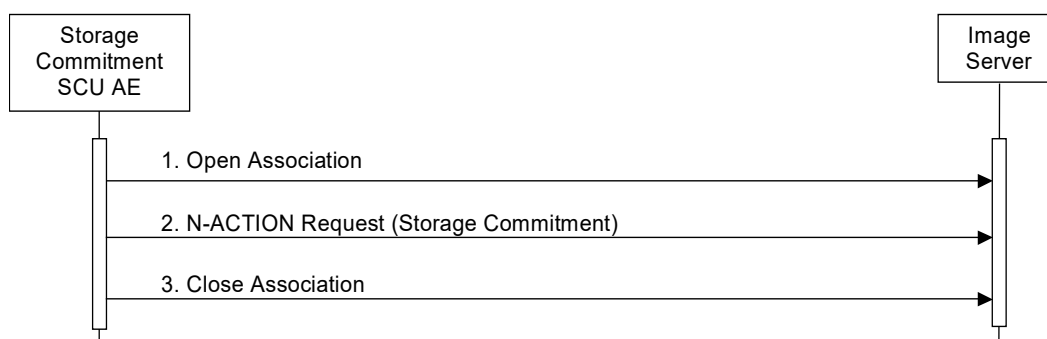


Figure 4.2-6
SEQUENCING OF ACTIVITY - COMMIT SENT OBJECTS

A possible sequence of interactions between the Storage Commitment SCU AE and an Image Server (e.g. a storage or archive device supporting the Storage Commitment SOP Classes as an SCP) is illustrated in the Figure above:

1. The Storage Commitment SCU AE opens an Association with the Image Server.
2. A Storage Commitment request (N-ACTION) is transmitted to the Image Server to obtain Storage Commitment of previously transmitted objects. The Image Server replies with an N-ACTION response indicating the request has been received and is being processed.
3. The Storage Commitment AE closes the Association with the Image Server.

NOTE: The N-EVENT-REPORT will be sent over a separate Association initiated by the Image Server (see Section 4.2.6.4.1).

4.2.6.3.1.2 Proposed Presentation Contexts

The Storage Commitment SCU AE is capable of proposing the Presentation Contexts shown in the following table:

Table 4.2-47
PROPOSED PRESENTATION CONTEXTS BY STORAGE COMMITMENT SCU AE

Presentation Context Table					
Abstract Syntax		Transfer Syntax		Role	Ext. Neg.
Name	UID	Name	UID		
Storage Commitment Push Model	1.2.840.10008.1.20.1	Implicit VR Little Endian	1.2.840.10008.1.2	SCU	None
		Explicit VR Little Endian	1.2.840.10008.1.2.1		

A Presentation Context for the Storage Commitment Push Model will only be proposed if the remote AE is configured as an archive device.

4.2.6.3.1.3 SOP Specific Conformance for Storage Commitment SOP Class

4.2.6.3.1.3.1 Storage Commitment Operations (N-ACTION)

The Storage Commitment SCU AE provides standard conformance to the Storage Commitment Service Class as an SCU.

The Storage Commitment SCU AE will request storage commitment for instances of the Storage SOP Classes if the remote AE is configured as an archive device and a presentation context for the Storage Commitment Push Model has been accepted.

The behavior of Storage SCU Commitment AE when encountering status codes in an N-ACTION response is summarized in the Table below:

**Table 4.2-48
STORAGE COMMITMENT N-ACTION RESPONSE STATUS HANDLING BEHAVIOR**

Service Status	Further Meaning	Status Code	Behavior
Success	Success	0000	The request for storage commitment is considered successfully sent. A timer is started which will expire if no N-EVENT-REPORT for the Transaction UID is received within a configurable timeout period.
*	*	Any other status code.	The Association is aborted using A-ABORT and the request for storage commitment is marked as failed.

The behavior of Storage Commitment AE during communication failure is summarized in the Table below:

**Table 4.2-49
STORAGE COMMITMENT COMMUNICATION FAILURE BEHAVIOR**

Exception	Behavior
Timeout	The Association is aborted using A-ABORT and the send job is marked as failed. The reason is logged and the job failure is reported to the user via the job control application.
Association aborted by the SCP or network layers	The send job is marked as failed. The reason is logged and the job failure is reported to the user via the job control application.

4.2.6.4 Association Acceptance Policy

4.2.6.4.1 Activity - Receive Storage Commitment Response

4.2.6.4.1.1 Description and Sequencing of Activities

The Storage Commitment SCU AE will accept Associations in order to receive responses to a Storage Commitment Request.

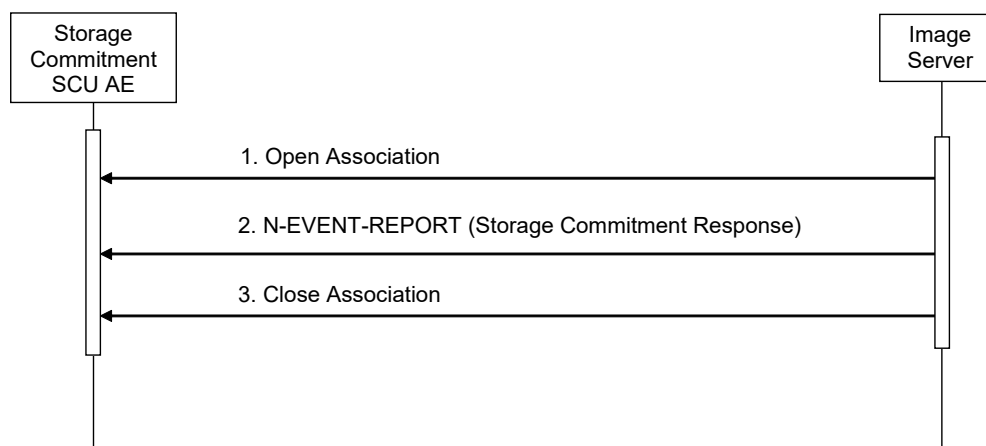


Figure 4.2-7
SEQUENCING OF ACTIVITY - RECEIVE STORAGE COMMITMENT RESPONSE

A possible sequence of interactions between the Storage Commitment SCU AE and an Image Server (e.g. a storage or archive device supporting Storage Commitment SOP Classes as an SCP) is illustrated in the Figure above:

1. The Image Server opens an Association with the Storage Commitment SCU AE.
2. The Image Server sends an N-EVENT-REPORT request notifying the Storage Commitment SCU AE of the status of a previous Storage Commitment Request. The Storage SCU AE replies with an N-EVENT-REPORT response confirming receipt.
3. The Image Server closes the Association with the Storage Commitment SCU AE.

The Storage Commitment SCU AE may reject Association attempts as shown in the Table below. The Result, Source and Reason/Diag columns represent the values returned in the appropriate fields of an ASSOCIATE-RJ PDU (see PS 3.8, Section 9.3.4). The contents of the Source column is abbreviated to save space and the meaning of the abbreviations are:

- a. 1 - DICOM UL service-user
- b. 2 - DICOM UL service-provider (ACSE related function)
- c. 3 - DICOM UL service-provider (Presentation related function)

Table 4.2-50
ASSOCIATION REJECTION REASONS

Result	Source	Reason/Diag	Explanation
2 - rejected-transient	c	2 - local-limit-exceeded	The (configurable) maximum number of simultaneous Associations has been reached. An Association request with the same parameters may succeed at a later time.
2 - rejected-transient	c	1 - temporary-congestion	No Associations can be accepted at this time due to the real-time requirements of higher priority activities (e.g. during image acquisition no Associations will be accepted) or because insufficient resources are available (e.g. memory, processes, threads). An Association request with the same parameters may succeed at a later time.
1 - rejected-permanent	a	2 - application-context-name-not-supported	The Association request contained an unsupported Application Context Name. An Association request with the same parameters will not succeed at a later time.
1 - rejected-permanent	a	7 - called-AE-title-not-recognized	The Association request contained an unrecognized Called AE Title. An Association request with the same parameters will not succeed at a later time unless configuration changes are made. This rejection reason normally occurs when the Association initiator is incorrectly configured and attempts to address the Association acceptor using the wrong AE Title.
1 - rejected-permanent	a	3 - calling-AE-title-not-recognized	The Association request contained an unrecognized Calling AE Title. An Association request with the same parameters will not succeed at a later time unless configuration changes are made. This rejection reason normally occurs when the Association acceptor has not been configured to recognize the AE Title of the Association initiator.
1 - rejected-permanent	b	1 - no-reason-given	The Association request could not be parsed. An Association request with the same format will not succeed at a later time.

4.2.6.4.1.2 Accepted Presentation Contexts

The Storage Commitment SCU AE will prefer to select the Explicit VR Little Endian Transfer Syntax if multiple transfer syntaxes are offered.

Any of the Presentation Contexts shown in the following table are acceptable to the Storage Commitment SCU AE.

**Table 4.2-51
ACCEPTABLE PRESENTATION CONTEXTS BY
ACTIVITY RECEIVE STORAGE COMMITMENT RESPONSE**

Presentation Context Table					
Abstract Syntax		Transfer Syntax		Role	Ext. Neg.
Name	UID	Name	UID		
Storage Commitment Push Model	1.2.840.10008.1.20.1	Implicit VR Little Endian Explicit VR Little Endian	1.2.840.10008.1.2 1.2.840.10008.1.2.1	SCU	None

4.2.6.4.1.3 SOP Specific Conformance for Storage Commitment SOP Class

4.2.6.4.1.3.1 Storage Commitment Notifications (N-EVENT-REPORT)

The Storage Commitment SCU AE provides standard conformance to the Storage Commitment Service Class as an SCU.

The behavior of Storage Commitment SCU AE when receiving Event Types within the N-EVENT-REPORT is summarized in the Table below.

Table 4.2-52
STORAGE COMMITMENT N-EVENT-REPORT BEHAVIOUR

Event Type Name	Event Type ID	Behavior
Storage Commitment Request Successful	1	The Storage Commitment SCU AE permits the operator(s) to delete the Referenced SOP Instances under Referenced SOP Sequence (0018,1199).
Storage Commitment Request Complete - Failures Exist	2	The Storage Commitment SCU AE requests the Storage SCU AE to send the Referenced SOP Instances under Failed SOP Sequence (0018,1198).

The reasons for returning specific status codes in an N-EVENT-REPORT response are summarized in the Table below.

Table 4.2-53
STORAGE COMMITMENT N-EVENT-REPORT RESPONSE STATUS REASONS

Service Status	Further Meaning	Status Code	Reasons
Success	Success	0000	The storage commitment result has been successfully received.
Failure	Unrecognized Operation	0211	The Transaction UID in the N-EVENT-REPORT request is not recognized (was never issued within an N-ACTION request).
Failure	Resource Limitation	0213	The Transaction UID in the N-EVENT-REPORT request has expired (no N-EVENT-REPORT was received within a configurable time limit).
Failure	No Such Event Type	0113	An invalid Event Type ID was supplied in the N-EVENT-REPORT request.
Failure	Processing Failure	0110	An internal error occurred during processing of the N-EVENT-REPORT. A short description of the error will be returned in Error Comment (0000,0902).
Failure	Invalid Argument Value	0115	One or more SOP Instance UIDs with the Referenced SOP Sequence (0008,1199) or Failed SOP Sequence (0008,1198) was not included in the Storage Commitment Request associated with this Transaction UID. The unrecognized SOP Instance UIDs will be returned within the Event Information of the N-EVENT-REPORT response.

4.2.7 Q/R SCP AE Specification

4.2.7.1 SOP Classes

The Q/R SCP AE provides Standard Conformance to the following SOP Classes:

Table 4.2-54
SOP CLASSES FOR Q/R SCP AE

SOP Class Name	SOP Class UID	SCU	SCP
Patient Root Q/R Information Model - FIND	1.2.840.10008.5.1.4.1.2.1.1	No	Yes
Patient Root Q/R Information Model - MOVE	1.2.840.10008.5.1.4.1.2.1.2	No	Yes
Study Root Q/R Information Model - FIND	1.2.840.10008.5.1.4.1.2.2.1	No	Yes
Study Root Q/R Information Model - MOVE	1.2.840.10008.5.1.4.1.2.2.2	No	Yes

4.2.7.2 Association Policies

4.2.7.2.1 General

The DICOM standard application context name for DICOM 3.0 is always accepted:

Table 4.2-55
DICOM APPLICATION CONTEXT FOR Q/R SCP AE

Application Context Name	1.2.840.10008.3.1.1.1
--------------------------	-----------------------

4.2.7.2.2 Number of Associations

The Q/R SCP AE accepts one Association at a time.

Table 4.2-56
NUMBER OF ASSOCIATIONS ACCEPTED FOR Q/R SCP AE

Maximum number of simultaneous Associations	1
---	---

4.2.7.2.3 Asynchronous Nature

The Q/R SCP AE does not support asynchronous communication (multiple outstanding transactions over a single Association).

Table 4.2-57
ASYNCHRONOUS NATURE FOR Q/R SCP AE

Maximum Number of Outstanding Asynchronous Transactions	1
---	---

4.2.7.2.4 Implementation Identifying Information

The implementation information for this Application Entity is:

Table 4.2-58
DICOM IMPLEMENTATION CLASS AND VERSION FOR Q/R SCP AE

Implementation Class UID	1.2.392.200036.9116.4.2.10
Implementation Version Name	CM_MR_DCM_V3.0

4.2.7.3 Association Initiation Policy

The Q/R SCP AE does not initiate Associations.

4.2.7.4 Association Acceptance Policy

4.2.7.4.1 Activity - Handle Q/R Requests

4.2.7.4.1.1 Description and Sequencing of Activities

The Q/R SCP AE accepts Associations only if they have valid Presentation Contexts. If none of the requested Presentation Contexts are accepted then the Association Request itself is rejected. It can be configured to only accept Associations with certain hosts (using TCP/IP address) and/or Application Entity Titles.

If the Q/R SCP AE receives a query (C-FIND) request then the response(s) will be sent over the same Association used to send the C-FIND-Request.

If the Q/R SCP AE receives a retrieval (C-MOVE) request then the responses will be sent over the same Association used to send the C-MOVE-Request. The Q/R SCP AE will notify the Storage SCU AE to send the requested SOP Instances to the C-MOVE Destination AE. The Storage SCU AE notifies the Q/R SCP AE of the success or failure of each attempt to send a Composite SOP Instance to the peer C-MOVE Destination AE. The Q/R SCP AE then sends a C-MOVE Response indicating this status after each attempt. Once the Storage SCU AE has finished attempting to transfer all the requested SOP Instances, the Q/R SCP AE sends a final C-MOVE Response indicating the overall status of the attempted retrieval.

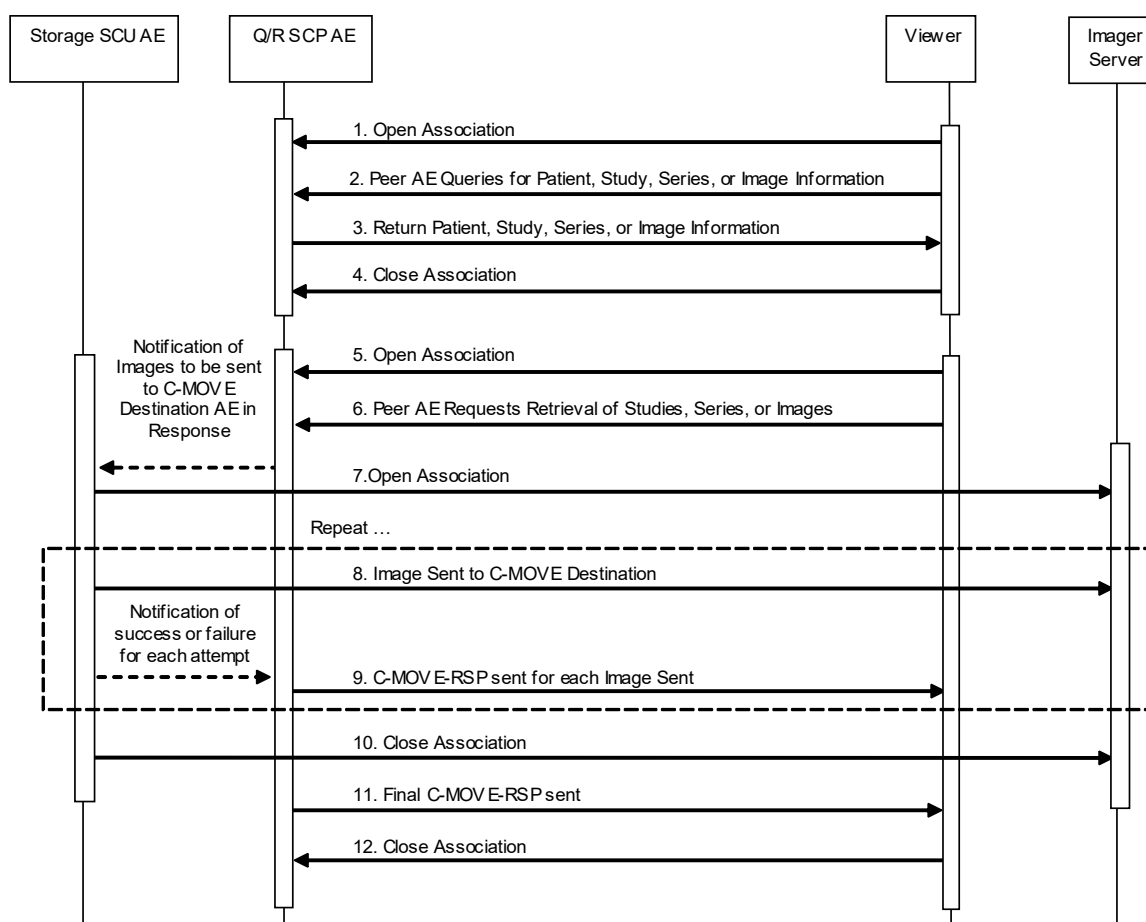


Figure 4.2-8
SEQUENCING OF ACTIVITY - HANDLE Q/R REQUESTS

The following sequencing constraints illustrated in the Figure above:

1. The Q/R SCU AE opens an Association with the Q/R SCP AE.
2. The Q/R SCU AE sends a C-FIND-RQ Message
3. The Q/R SCP AE returns a C-FIND-RSP Message to the Q/R SCU AE with matching information. A C-FIND-RSP is sent for each entity matching the identifier specified in the C-FIND-RQ. A final C-FIND-RSP is sent indicating that the matching is complete.
4. The Q/R SCU AE closes the Association.
5. The Q/R SCU AE opens an Association with the Q/R SCP AE.
6. The Q/R SCU AE sends a C-MOVE-RQ Message. The Q/R SCP AE notifies the Storage SCU AE to send the Composite SOP Instances to the peer C-MOVE Destination AE as indicated in the C-MOVE-RQ.
7. The Storage SCU AE opens an Association with the C-MOVE Destination AE.
8. The Storage SCU AE sends images to the C-MOVE Destination AE. The Storage SCU AE indicates to the Q/R SCP AE whether the transfer succeeded or failed.
9. The Q/R SCP AE then returns a C-MOVE-RSP indicating this success or failure.
10. The Storage SCU AE closes the Association.
11. The Q/R SCP AE sends a final C-MOVE-RSP indicating the overall success or failure of the retrieval.
12. The Q/R SCU AE closes the Association.

The Q/R SCP AE may reject Association attempts as shown in the table below. The Result, Source and Reason/Diag columns represent the values returned in the corresponding fields of an ASSOCIATE-RJ PDU (see PS 3.8, Section 9.3.4). The following abbreviations are used in the Source column:

- a. 1 - DICOM UL service-user
- b. 2 - DICOM UL service-provider (ACSE related function)
- c. 3 - DICOM UL service-provider (Presentation related function)

Table 4.2-59
ASSOCIATION REJECTION REASONS

Result	Source	Reason/Diag	Explanation
2 - rejected-transient	c	2 - local-limit-exceeded	The (configurable) maximum number of simultaneous Associations has been reached. An Association request with the same parameters may succeed at a later time.
2 - rejected-transient	c	1 - temporary-congestion	No Associations can be accepted at this time due to the real-time requirements of higher priority activities (e.g. during image acquisition no Associations will be accepted) or because insufficient resources are available (e.g. memory, processes, threads). An Association request with the same parameters may succeed at a later time.
1 - rejected-permanent	a	2 - application-context-name-not-supported	The Association request contained an unsupported Application Context Name. An association request with the same parameters will not succeed at a later time.
1 - rejected-permanent	a	7 - called-AE-title-not-recognized	The Association request contained an unrecognized Called AE Title. An Association request with the same parameters will not succeed at a later time unless configuration changes are made. This rejection reason normally occurs when the Association initiator is incorrectly configured and attempts to address the Association acceptor using the wrong AE Title.
1 - rejected-permanent	a	3 - calling-AE-title-not-recognized	The Association request contained an unrecognized Calling AE Title. An Association request with the same parameters will not succeed at a later time unless configuration changes are made. This rejection reason normally occurs when the Association acceptor has not been configured to recognize the AE Title of the Association initiator.
1 - rejected-permanent	b	1 - no-reason-given	The Association request could not be parsed. An Association request with the same format will not succeed at a later time.

4.2.7.4.1.2 Accepted Presentation Contexts

The Q/R SCP AE will prefer to select the Explicit VR Little Endian Transfer Syntax if multiple transfer syntaxes are offered.

Any of the Presentation Contexts shown in the following table are acceptable to the Q/R SCP AE.

Table 4.2-60
ACCEPTED PRESENTATION CONTEXTS BY Q/R SCP AE

Presentation Context Table					
Abstract Syntax		Transfer Syntax		Role	Ext. Neg.
Name	UID	Name	UID		
Patient Root Q/R Information Model - FIND	1.2.840.10008.5 .1.4.1.2.1.1	Implicit VR Little Endian	1.2.840.10008.1.2	SCP	None
		Explicit VR Little Endian	1.2.840.10008.1.2.1		
Patient Root Q/R Information Model - MOVE	1.2.840.10008.5 .1.4.1.2.1.2	Implicit VR Little Endian	1.2.840.10008.1.2	SCP	None
		Explicit VR Little Endian	1.2.840.10008.1.2.1		
Study Root Q/R Information Model - FIND	1.2.840.10008.5 .1.4.1.2.2.1	Implicit VR Little Endian	1.2.840.10008.1.2	SCP	None
		Explicit VR Little Endian	1.2.840.10008.1.2.1		
Study Root Q/R Information Model - MOVE	1.2.840.10008.5 .1.4.1.2.2.2	Implicit VR Little Endian	1.2.840.10008.1.2	SCP	None
		Explicit VR Little Endian	1.2.840.10008.1.2.1		

4.2.7.4.1.3 SOP Specific Conformance for Q/R Find SOP Classes

The Q/R SCP AE provides standard conformance to the Query/Retrieve Find SOP Class as an SCP. It supports hierarchical queries and not relational queries.

**Table 4.2-61
PATIENT ROOT C-FIND SCP SUPPORTED ELEMENTS**

Level Name Attribute Name	Tag	VR	Types of Matching
Patient Level			
Patient's Name	(0010,0010)	PN	S,*,U
Patient ID	(0010,0020)	LO	S,*,U
Study Level			
Study Date	(0008,0020)	DA	S,R,U
Study Time	(0008,0030)	TM	R,U
Accession Number	(0008,0050)	SH	S,*,U
Study Instance UID	(0020,000D)	UI	S,*,U
Study ID	(0020,0010)	SH	S,*,U
Series Level			
Modality	(0008,0060)	CS	S,*,U
Series Number	(0020,0011)	IS	S,*,U
Series Instance UID	(0020,000E)	UI	S,*,U
Number of Series Related Instances	(0020,1209)	IS	U
Instance Level			
SOP Instance UID	(0008,0018)	UI	S,*,U
Instance Number	(0020,0013)	IS	S,*,U

**Table 4.2-62
STUDY ROOT C-FIND SCP SUPPORTED ELEMENTS**

Level Name Attribute Name	Tag	VR	Types of Matching
Study Level			
Study Date	(0008,0020)	DA	S,R,U
Study Time	(0008,0030)	TM	R,U
Accession Number	(0008,0050)	SH	S,*,U
Patient's Name	(0010,0010)	PN	S,*,U
Patient ID	(0010,0020)	LO	S,*,U
Study Instance UID	(0020,000D)	UI	S,*,U
Study ID	(0020,0010)	SH	S,*,U
Series Level			
Modality	(0008,0060)	CS	S,*,U
Series Number	(0020,0011)	IS	S,*,U
Series Instance UID	(0020,000E)	UI	S,*,U
Instance Level			
SOP Instance UID	(0008,0018)	UI	S,*,U
Instance Number	(0020,0013)	IS	S,*,U

The tables should be read as follows:

Attribute Name: Attributes supported for returned C-FIND Responses.

Tag: Appropriate DICOM tag for this attribute.

VR: Appropriate DICOM VR for this attribute.

Types of Matching: The types of Matching supported by the C-FIND SCP.

A "S" indicates the identifier attribute can specify Single Value Matching, a "R" will indicate Range Matching, an "*" will denote wildcard matching, and a "U" will indicate universal matching.

The Q/R SCP AE returns C-FIND response status as specified below.

Table 4.2-63
Q/R SCP AE C-FIND RESPONSE STATUS RETURN REASONS

Service Status	Further Meaning	Status Code	Reasons
Success	Success	0000	Matching is complete. No final identifier is supplied.
Refused	Out of Resources	A700	System reached the limit in disk space or memory usage. Error message is output to the Service Log.
Failed	Identifier does not match SOP Class	A900	The C-FIND query identifier contains invalid Elements or values, or is missing mandatory Elements or values for the specified SOP Class. Error message is output to the Service Log.
	Unable to process	C000 C001	The C-FIND query identifier is valid for the specified SOP Class but cannot be used to query the database. For example, this can occur if received data contains unsupported character sets. (See section 6 'SUPPORT OF CHARACTER SETS'.)
Cancel	Matching terminated due to Cancel Request	FE00	The C-FIND SCU sent a Cancel Request. This has been acknowledged and the search for matches has been halted.
Pending	Matches are continuing and current match is supplied.	FF00	Indicates that the search for further matches is continuing. This is returned when each successful match is returned and when further matches are forthcoming. This status code is returned if all Optional keys in the query identifier are actually supported.
	Matches are continuing but one or more Optional Keys were not supported.	FF01	Indicates that the search for further matches is continuing. This is returned when each successful match is returned and when further matches are forthcoming. This status code is returned if there are Optional keys in the query identifier that are not supported.

4.2.7.4.1.4 SOP Specific Conformance for Q/R Move SOP Classes

The Q/R SCP AE provides standard conformance to the Query/Retrieve Move SOP Classes as an SCP.

The Q/R SCP AE will convey to the Storage SCU AE that an Association with a DICOM Application Entity named by the external C-MOVE SCU (through a MOVE Destination AE Title) should be established. It will also convey to the Storage SCU AE to perform C-STORE operations on specific images requested by the external C-MOVE SCU.

The Q/R SCP AE returns C-MOVE response status as specified below.

Table 4.2-64
Q/R SCP AE C-MOVE RESPONSE STATUS RETURN REASONS

Service Status	Further Meaning	Status Code	Reasons
Success	Sub-operations complete - No Failures	0000	All the Composite SOP Instances have been successfully sent to the C-MOVE Destination AE.
Refused	Out of Resources - Unable to calculate number of matches	A701	Number of matches cannot be determined due to system failure. Returned if the server's database is not functioning so the search for matches to the C-MOVE Request cannot be found. Error message is output to the Service Log.
	Out of Resources - Unable to perform sub-operations	A702	C-STORE sub-operations cannot be performed due to failure to access Composite SOP Instances in archive, or failure of a C-STORE Request. Error message is output to the Service Log.
	Move destination unknown	A801	The Destination Application Entity named in the C-MOVE Request is unknown to Q/R SCP AE. Error message is output to the Service Log.
Failed	Identifier does not match SOP Class	A900	The C-MOVE identifier contains invalid Elements or values, or is missing mandatory Elements or values for the specified SOP Class or retrieval level. Error message is output to the Service Log.
Cancel	Matching terminated due to Cancel Request	FE00	The C-MOVE SCU sent a Cancel Request. This has been acknowledged and the export of Composite SOP Instances to the C-MOVE Destination AE has been halted.

4.2.8 Q/R SCU AE Specification

4.2.8.1 SOP Classes

The Q/R SCU AE provides Standard Conformance to the following SOP Classes:

Table 4.2-65
SOP CLASSES FOR Q/R SCU AE

SOP Class Name	SOP Class UID	SCU	SCP
Study Root Q/R Information Model - FIND	1.2.840.10008.5.1.4.1.2.2.1	Yes	No
Study Root Q/R Information Model - MOVE	1.2.840.10008.5.1.4.1.2.2.2	Yes	No

4.2.8.2 Association Policies

4.2.8.2.1 General

The DICOM standard application context name for DICOM 3.0 is always proposed:

Table 4.2-66
DICOM APPLICATION CONTEXT FOR Q/R SCU AE

Application Context Name	1.2.840.10008.3.1.1.1
--------------------------	-----------------------

4.2.8.2.2 Number of Associations

The Q/R SCU AE initiates one Association at a time.

Table 4.2-67
NUMBER OF ASSOCIATIONS INITIATED FOR Q/R SCU AE

Maximum number of simultaneous Associations	1
---	---

4.2.8.2.3 Asynchronous Nature

The Q/R SCU AE does not support asynchronous communication (multiple outstanding transactions over a single Association).

Table 4.2-68
ASYNCHRONOUS NATURE FOR Q/R SCU AE

Maximum Number of Outstanding Asynchronous Transactions	1
---	---

4.2.8.2.4 Implementation Identifying Information

The implementation information for this Application Entity is:

Table 4.2-69
DICOM IMPLEMENTATION CLASS AND VERSION FOR Q/R SCU AE

Implementation Class UID	1.2.392.200036.9116.4.2.10
Implementation Version Name	CM_MR_DCM_V3.0

4.2.8.3 Association Initiation Policy

4.2.8.3.1 Activity - Query and Retrieve Images

4.2.8.3.1.1 Description and Sequencing of Activities

The Q/R SCU AE is activated when the user selects a remote node to query and enters some key information, Patient's Name, Patient ID and/or Study Date. The user can select studies, series and images to be retrieved. The images will be received at the Storage SCP AE.

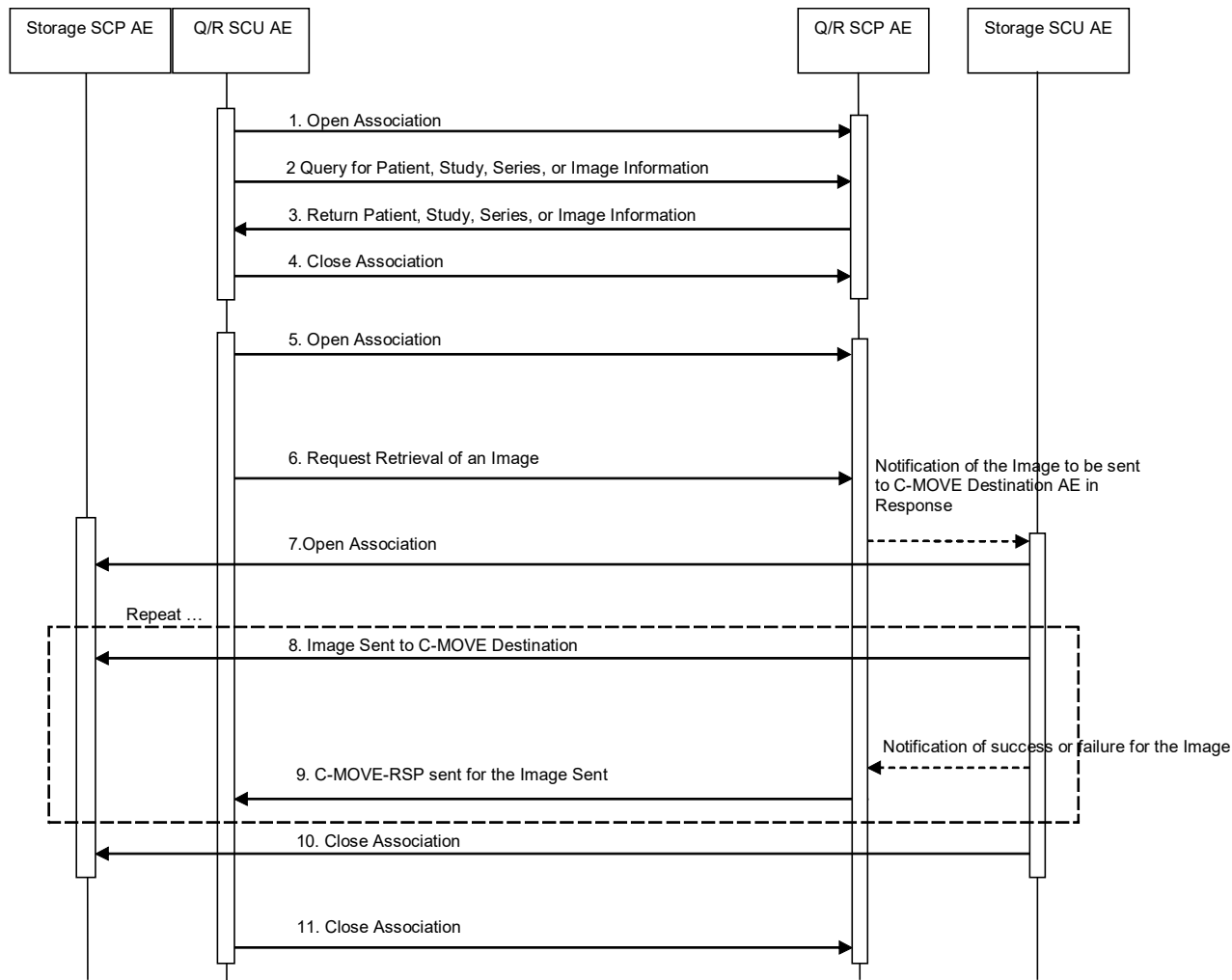


Figure 4.2-9
SEQUENCING OF ACTIVITY - QUERY AND RETRIEVE IMAGES

The following sequencing constraints illustrated in the Figure above:

1. The Q/R SCU AE opens an Association with the Q/R SCP AE.
2. The Q/R SCU AE sends a C-FIND-RQ Message
3. The Q/R SCP AE returns a C-FIND-RSP Message to the Q/R SCU AE with matching information. A C-FIND-RSP is sent for each entity matching the identifier specified in the C-FIND-RQ. A final C-FIND-RSP is sent indicating that the matching is complete.
4. The Q/R SCU AE closes the Association.
5. The Q/R SCU AE opens an Association with the Q/R SCP AE.
6. The Q/R SCU AE sends a C-MOVE-RQ Message. The Q/R SCP AE notifies the Storage SCU AE to send the Composite SOP Instances to the peer C-MOVE Destination AE as indicated in the C-MOVE-RQ.
7. The Storage SCU AE opens an Association with the C-MOVE Destination AE.
8. The Storage SCU AE sends images to the C-MOVE Destination AE. The Storage SCU AE indicates to the Q/R SCP AE whether the transfer succeeded or failed.
9. The Q/R SCP AE then returns a C-MOVE-RSP indicating this success or failure.
10. The Storage SCU AE closes the Association.
11. The Q/R SCU AE closes the Association.

4.2.8.3.1.2 Proposed Presentation Contexts

The Q/R SCU AE will propose Presentation Contexts as shown in the following Table:

Table 4.2-70
PROPOSED PRESENTATION CONTEXTS FOR ACTIVITY
QUERY AND RETRIEVE IMAGES

Presentation Context Table					
Abstract Syntax		Transfer Syntax		Role	Ext. Neg.
Name	UID	Name	UID		
Study Root Q/R Information Model - FIND	1.2.840.10008.5	Implicit VR Little Endian	1.2.840.10008.1.2	SCU	None
	.1.4.1.2.2.1	Explicit VR Little Endian	1.2.840.10008.1.2.1		
Study Root Q/R Information Model - MOVE	1.2.840.10008.5	Implicit VR Little Endian	1.2.840.10008.1.2	SCU	None
	.1.4.1.2.2.2	Explicit VR Little Endian	1.2.840.10008.1.2.1		

4.2.8.3.1.3 SOP Specific Conformance for Q/R Find SOP Classes

The Q/R SCU AE provides standard conformance to the Query/Retrieve Find SOP Classes as an SCU.

The behavior of the Q/R SCU AE when encountering status codes in a Q/R C-FIND response is summarized in the Table below:

**Table 4.2-71
Q/R SCU AE C-FIND RESPONSE STATUS HANDLING BEHAVIOR**

Service Status	Further Meaning	Status Code	Behavior
Success	Matching is complete	0000	The SCP has completed the matches. Study, Series or Image information items are available for display or further processing.
Refused	Out of Resources	A700	The Association is aborted using A-ABORT and the Study, Series, or Image information query is marked as failed. The status meaning is logged and reported to the user if an interactive query. Any additional error information in the Response will be logged.
Failed	Identifier does not match SOP Class	A900	The Association is aborted using A-ABORT and the Study, Series, or Image information query is marked as failed. The status meaning is logged and reported to the user if an interactive query. Any additional error information in the Response will be logged.
Failed	Unable to Process	Cxxx	The Association is aborted using A-ABORT and the Study, Series, or Image information query is marked as failed. The status meaning is logged and reported to the user if an interactive query. Any additional error information in the Response will be logged.
Cancel	Matching terminated due to Cancel request	FE00	The Association is aborted using A-ABORT and the Study, Series, or Image information query is marked as failed. The status meaning is logged and reported to the user if an interactive query.
Pending	Matches are continuing	FF00	The Study, Series, or Image information items contained in the Identifier is collected for later display or further processing.
Pending	Matches are continuing - Warning that one or more Optional Keys were not supported	FF01	The Study, Series, or Image information items contained in the Identifier is collected for later display or further processing.
*	*	Any other status code.	The Association is aborted using A-ABORT and the Study, Series, or Image information is marked as failed. The status meaning is logged and reported to the user if an interactive query. Any additional error information in the Response will be logged.

The behavior of the Q/R SCU AE during communication failure is summarized in the Table below.

Table 4.2-72
Q/R FIND COMMUNICATION FAILURE BEHAVIOR

Exception	Behavior
Timeout	The Association is aborted using A-ABORT and the study, series or image query is marked as failed. The reason is logged and reported to the user if an interactive query.
Association aborted by the SCP or network layers	The study, series or image query is marked as failed. The reason is logged and reported to the user if an interactive query.

All queries are initiated at the highest level of the information model (the STUDY level), and then for each response received, recursively repeated at the next lower levels (the SERIES and then IMAGE levels), in order to completely elucidate the "tree" of instances available on the remote AE.

The Table below provides a description of the Q/R SCU AE C-FIND Request Identifier.

**Table 4.2-73
STUDY ROOT REQUEST IDENTIFIER FOR C-FIND**

Name	Tag	Types of Matching
Specific Character Set	(0008,0005)	N/A
Study Level		
Study Date	(0008,0020)	S,*,U,R
Study Time	(0008,0030)	U
Accession Number	(0008,0050)	U
Modality in Study	(0008,0061)	U
Study Description	(0008,1030)	U
Referring Physician's Name	(0008,0090)	U
Study Description	(0008,1030)	U
Procedure Code Sequence	(0008,1032)	U
>Code Value	(0008,0100)	U
>Coding Scheme Designator	(0008,0102)	U
>Coding Scheme Version	(0008,0103)	U
>Code Meaning	(0008,0104)	U
Name of Physician(s) Reading Study	(0008,1060)	U
Referenced Study Sequence	(0008,1110)	U
>Referenced SOP Class UID	(0008,1150)	U
> Referenced SOP Instance UID	(0008,1155)	U
Referenced Patient Sequence	(0008,1120)	U
>Referenced SOP Class UID	(0008,1150)	U
> Referenced SOP Instance UID	(0008,1155)	U
Patient's Name	(0010,0010)	U
Patient's ID	(0010,0020)	S,*,U
Patient's Birth Date	(0010,0030)	U
Patient's Birth Time	(0010,0032)	U
Patient's Sex	(0010,0040)	U
Other Patient IDs	(0010,1000)	U
Other Patient Names	(0010,1001)	U
Patient's Age	(0010,1010)	U
Patient's Size	(0010,1020)	U
Patient's Weight	(0010,1030)	U
Ethnic Group	(0010,2160)	U
Occupation	(0010,2180)	U
Additional Patient History	(0010,21B0)	U
Patient Comments	(0010,4000)	U
Study Instance UID	(0020,000D)	UNIQUE
Study ID	(0020,0010)	U
Other Study Numbers (RET)	(0020,1070)	U
Number of Study Related Series	(0020,1206)	U
Number of Study Related Instances	(0020,1208)	U
Interpretation Author (RET)	(4008,010C)	U

Series Level		
Series Date	(0008,0021)	U
Series Time	(0008,0031)	U
Modality	(0008,0060)	S,*,U
Station Name	(0008,1010)	S,*,U
Institutional Department Name	(0008,1040)	U
Performing Physician's Name	(0008,1050)	U
Operators' Name	(0008,1070)	U
Body Part Examined	(0018,0015)	U
Series Instance UID	(0020,000E)	UNIQUE
Series Number	(0020,0011)	S,*,U
Number of Series Related Instances	(0020,1209)	U
Instance Level		
SOP Class UID	(0008,0016)	U
SOP Instance UID	(0008,0018)	UNIQUE
Content Date	(0008,0023)	U
Content Time	(0008,0033)	U
Referenced SOP Class UID	>(0008,1150)	U
Referenced SOP Instance UID	>(0008,1155)	U
Instance Number	(0020,0013)	U
Overlay Number (RET)	(0020,0022)	U
Curve Number (RET)	(0020,0024)	U
LUT Number (RET)	(0020,0026)	U

Types of Matching:

The types of Matching supported by the Q/R SCU AE. An "S" indicates the identifier attribute uses Single Value Matching, an "R" indicates Range Matching, an "*" indicates wildcard matching, and a 'U' indicates Universal Matching. "UNIQUE" indicates that this is the Unique Key for that query level, in which case Universal Matching or Single Value Matching is used depending on the query level.

The Q/R SCU AE supports Study and Series level as a Query Level.

4.2.8.3.1.4 SOP Specific Conformance for Q/R Move SOP Classes

The Q/R SCU AE provides standard conformance to the Query/Retrieve Move SOP Classes as an SCU.

The behavior of the Q/R SCU AE when encountering status codes in a Q/R C-MOVE response is summarized in the Table below:

**Table 4.2-74
Q/R SCU AE C-MOVE RESPONSE STATUS HANDLING BEHAVIOR**

Service Status	Further Meaning	Status Code	Behavior
Success	Sub-operations complete - No Failures	0000	The Storage SCP AE has successfully received the SOP Instance. If all SOP Instances in a move job have status success then the job is marked as complete.
Refused	Out of Resources - Unable to calculate number of matches	A701	The Association is aborted using A-ABORT and the move job is marked as failed. The status meaning is logged and the job failure is reported to the user via the job control application. This is a transient failure.
	Out of Resources - Unable to perform sub-operations	A702	The Association is aborted using A-ABORT and the move job is marked as failed. The status meaning is logged and the job failure is reported to the user via the job control application.
	Move destination unknown	A801	The Association is aborted using A-ABORT and the move job is marked as failed. The status meaning is logged and the job failure is reported to the user via the job control application.
Failed	Identifier does not match SOP Class	A900	The Association is aborted using A-ABORT and the move job is marked as failed. The status meaning is logged and the job failure is reported to the user via the job control application.
Warning	Sub-operations complete but one or more failures.	B000	The Association is aborted using A-ABORT and the move job is marked as failed. The status meaning is logged and the job failure is reported to the user via the job control application.
Pending	Current Match is supplied. Sub-operations are continuing	FF00	The Association continues and the concurrent progress is reported to user with the value of (0000,1020), (0000,1021), (0000,1022) and (0000,1023).
*	*	Any other status code.	The Association is aborted using A-ABORT and the move job is marked as failed. The status meaning is logged and the job failure is reported to the user via the job control application.

The behavior of the Q/R SCU AE during communication failure is summarized in the Table below.

**Table 4.2-75
Q/R MOVE COMMUNICATION FAILURE BEHAVIOR**

Exception	Behavior
Timeout	The Association is aborted using A-ABORT and the retrieve is marked as failed. The reason is logged and reported to the user if an interactive query.
Association aborted by the SCP or network layers	The retrieve is marked as failed. The reason is logged and reported to the user if an interactive query.

The system requests Image Level Move only.

4.2.8.4 Association Acceptance Policy

The Q/R SCU AE does not accept Associations.

4.2.9 Storage SCP AE Specification

4.2.9.1 SOP Classes

The Storage SCP AE provides Standard Conformance to the following SOP Classes:

Table 4.2-76
SOP CLASSES FOR STORAGE SCP AE

SOP Class Name	SOP Class UID	SCU	SCP
MR Image Storage	1.2.840.10008.5.1.4.1.1.4	No	Yes
Secondary Capture Image Storage	1.2.840.10008.5.1.4.1.1.7	No	Yes

4.2.9.2 Association Policies

4.2.9.2.1 General

The DICOM standard application context name for DICOM 3.0 is always accepted:

Table 4.2-77
DICOM APPLICATION CONTEXT FOR STORAGE SCP AE

Application Context Name	1.2.840.10008.3.1.1.1
--------------------------	-----------------------

4.2.9.2.2 Number of Associations

The Storage SCP AE accepts Associations to receive C-STORE requests.

Table 4.2-78
NUMBER OF ASSOCIATIONS ACCEPTED FOR STORAGE SCP AE

Maximum number of simultaneous Associations	10
---	----

4.2.9.2.3 Asynchronous Nature

The Storage SCP AE does not support asynchronous communication (multiple outstanding transactions over a single Association).

Table 4.2-79
ASYNCHRONOUS NATURE FOR STORAGE SCP AE

Maximum Number of Outstanding Asynchronous Transactions	1
---	---

4.2.9.2.4 Implementation Identifying Information

The implementation information for this Application Entity is:

Table 4.2-80
DICOM IMPLEMENTATION CLASS AND VERSION FOR STORAGE SCP AE

Implementation Class UID	1.2.392.200036.9116.4.2.10
Implementation Version Name	CM_MR_DCM_V3.0

4.2.9.3 Association Initiation Policy

The Storage SCP AE does not initiate Associations.

4.2.9.4 Association Acceptance Policy

4.2.9.4.1 Activity - Store Images to the local file system

4.2.9.4.1.1 Description and Sequencing of Activities

The Storage SCP AE accepts Associations only if they have valid Presentation Contexts. If none of the requested Presentation Contexts are accepted then the Association Request itself is rejected. It can be

configured to only accept Associations with certain hosts (using TCP/IP address) and/or Application Entity Titles.




Figure 4.2-10
SEQUENCING OF ACTIVITY - STORE IMAGES TO THE LOCAL FILE SYSTEM

A possible sequence of interactions between the Storage SCP AE and a Storage SCU AE is illustrated in the Figure above:

1. The Storage SCU AE opens an Association with the Storage SCP AE.
2. The Storage SCU AE sends images to the Storage SCP AE using a Storage request (C-STORE) and the Storage SCP AE replies with a C-STORE response (status success).
3. The Storage SCU AE closes the Association with the Storage SCP AE.

The Storage SCP AE may reject association attempts as shown in the Table below. The Result, Source and Reason/Diag columns represent the values returned in the appropriate fields of an ASSOCIATE-RJ PDU.

The contents of the Source column are abbreviated to save space and the meaning of the abbreviations are:

- a. 1 - DICOM UL service-user
- b. 2 - DICOM UL service-provider (ACSE related function)
- c. 3 - DICOM UL service-provider (Presentation related function)

**Table 4.2-81
ASSOCIATION REJECTION REASONS**

Result	Source	Reason/Diag	Explanation
2 - rejected-transient	c	2 - local-limit-exceeded	The (configurable) maximum number of simultaneous Associations has been reached. An Association request with the same parameters may succeed at a later time.
2 - rejected-transient	c	1 - temporary-congestion	No Associations can be accepted at this time due to the real-time requirements of higher priority activities (e.g. during image acquisition no Associations will be accepted) or because insufficient resources are available (e.g. memory, processes, threads). An Association request with the same parameters may succeed at a later time.
1 - rejected-permanent	a	2 - application-context-name-not-supported	The Association request contained an unsupported Application Context Name. An association request with the same parameters will not succeed at a later time.
1 - rejected-permanent	a	7 - called-AE-title-not-recognized	The Association request contained an unrecognized Called AE Title. An Association request with the same parameters will not succeed at a later time unless configuration changes are made. This rejection reason normally occurs when the Association initiator is incorrectly configured and attempts to address the Association acceptor using the wrong AE Title.
1 - rejected-permanent	a	3 - calling-AE-title-not-recognized	The Association request contained an unrecognized Calling AE Title. An Association request with the same parameters will not succeed at a later time unless configuration changes are made. This rejection reason normally occurs when the Association acceptor has not been configured to recognize the AE Title of the Association initiator.
1 - rejected-permanent	b	1 - no-reason-given	The Association request could not be parsed. An Association request with the same format will not succeed at a later time.

4.2.9.4.1.2 Accepted Presentation Contexts

The Storage SCP AE will prefer to select the Explicit VR Little Endian Transfer Syntax if multiple transfer syntaxes are offered.

Any of the Presentation Contexts shown in the following table are acceptable to the Storage SCP AE.

Table 4.2-82
ACCEPTED PRESENTATION CONTEXTS BY STORAGE SCP AE

Presentation Context Table					
Abstract Syntax		Transfer Syntax		Role	Ext. Neg.
Name	UID	Name	UID		
MR Image Storage	1.2.840.10008.5.1.4.1.1.4	Implicit VR Little Endian	1.2.840.10008.1.2	SCP	None
		Explicit VR Little Endian	1.2.840.10008.1.2.1		
Secondary Capture Image Storage	1.2.840.10008.5.1.4.1.1.7	Implicit VR Little Endian	1.2.840.10008.1.2	SCP	None
		Explicit VR Little Endian	1.2.840.10008.1.2.1		

4.2.9.4.1.3 SOP Specific Conformance for Storage SOP Classes

The associated Activity with the Storage service is the storage of medical image data received over the network on a designated hard disk. The Storage SCP AE will return a failure status if it is unable to store the images on to the hard disk.

The Storage SCP AE is Level 0 conformant as a Storage SCP.

Table 4.2-83
STORAGE SCP AE C-STORE RESPONSE STATUS RETURN REASONS

Service Status	Further Meaning	Status Code	Reasons
Success	Success	0000	The Composite SOP Instance was successfully received, verified, and stored in the system database.
Refused	Out of Resources	A7xx	Indicates that there were not enough local resources.
Error	Data Set does not match SOP Class	A9xx	Indicates that the Data Set does not encode a valid instance of the SOP Class specified.
	Processing Failed	B006	Indicates that some elements discarded.
	Processing failed	B007	Indicates that the Data Set does not match a supported SOP Class.
	Cannot understand	C0xx	Indicates that the Storage SCP AE cannot parse the Data Set into Elements.

4.2.10 Storage Commitment SCP AE Specification

4.2.10.1 SOP Classes

The Storage Commitment SCP AE provides Standard Conformance to the following SOP Classes:

Table 4.2-84
SOP CLASSES FOR THE STORAGE COMMITMENT SCP AE

SOP Class Name	SOP Class UID	SCU	SCP
Storage Commitment Push Model	1.2.840.10008.1.20.1	No	Yes

4.2.10.2 Association Policies

4.2.10.2.1 General

The DICOM standard application context name for DICOM 3.0 is always proposed:

Table 4.2-85
DICOM APPLICATION CONTEXT FOR STORAGE COMMITMENT SCP AE

Application Context Name	1.2.840.10008.3.1.1.1
--------------------------	-----------------------

4.2.10.2.2 Number of Associations

The Storage Commitment SCP AE accepts one Association at a time

Table 4.2-86
NUMBER OF ASSOCIATIONS INITIATED FOR STORAGE COMMITMENT SCU AE

Maximum number of simultaneous Associations	1
---	---

The Storage Commitment SCP AE initiates Associations to send N-EVENT-REPORT notifications for the Storage Commitment Push Model SOP Class.

Table 4.2-87
NUMBER OF ASSOCIATIONS ACCEPTED FOR STORAGE COMMITMENT SCU AE

Maximum number of simultaneous Associations	1
---	---

4.2.10.2.3 Asynchronous Nature

The Storage Commitment SCP AE does not support asynchronous communication (multiple outstanding transactions over a single Association).

Table 4.2-88
ASYNCHRONOUS NATURE FOR STORAGE COMMITMENT SCP AE

Maximum Number of Outstanding Asynchronous Transactions	1
---	---

4.2.10.2.4 Implementation Identifying Information

The implementation information for this Application Entity is:

Table 4.2-89
DICOM IMPLEMENTATION CLASS AND VERSION FOR STORAGE COMMITMENT SCP AE

Implementation Class UID	1.2.392.200036.9116.4.2.10
Implementation Version Name	CM_MR_DCM_V3.0

4.2.10.3 Association Initiation Policy

4.2.10.3.1 Activity - Commit Sent Objects

4.2.10.3.1.1 Description and Sequencing of Activities

The Storage Commitment SCP AE will initiate Associations in order to send responses to a Storage Commitment Response(N-EVENT-REPORT).

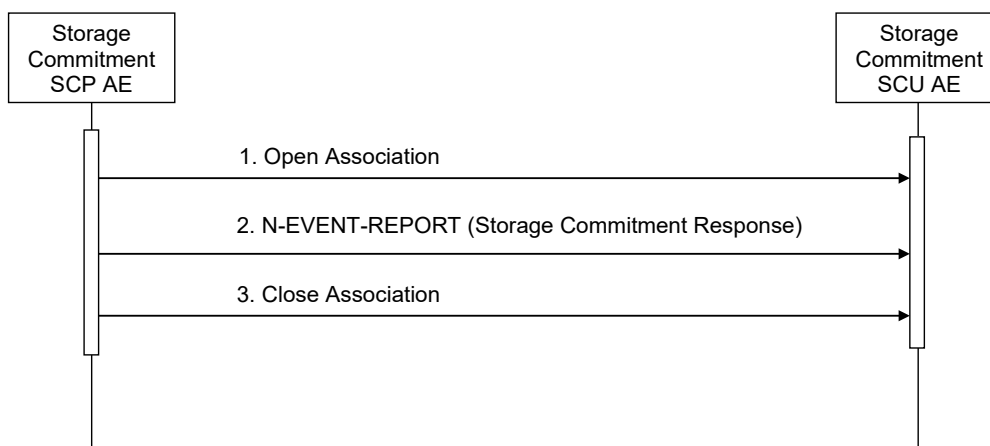


Figure 4.2-11
SEQUENCING OF ACTIVITY - SEND STORAGE COMMITMENT RESPONSE

A possible sequence of interactions between the Storage Commitment SCP AE and Storage Commitment SCU AE is illustrated in the Figure above:

1. The Storage Commitment SCP AE opens an Association with the Storage Commitment SCU AE.
2. The Storage Commitment SCP AE sends an N-EVENT-REPORT request notifying the Storage Commitment SCU AE of the status of a previous Storage Commitment Request. The Storage SCU AE replies with an N-EVENT-REPORT response confirming receipt.
3. The Storage Commitment SCP AE closes the Association with the Storage Commitment SCU AE.

4.2.10.3.1.2 Proposed Presentation Contexts

The Storage Commitment SCP AE is capable of proposing the Presentation Contexts shown in the following table:

Table 4.2-90
PROPOSED PRESENTATION CONTEXTS BY STORAGE COMMITMENT SCP AE

Presentation Context Table					
Abstract Syntax		Transfer Syntax		Role	Ext. Neg.
Name	UID	Name	UID		
Storage Commitment Push Model	1.2.840.10008.1.20.1	Implicit VR Little Endian	1.2.840.10008.1.2	SCP	None
		Explicit VR Little Endian	1.2.840.10008.1.2.1		

A Presentation Context for the Storage Commitment Push Model will only be proposed if the remote AE is configured as an archive device.

4.2.10.3.1.3 SOP Specific Conformance for Storage Commitment SOP Class

4.2.10.3.1.3.1 Storage Commitment Notifications (N-EVENT-REPORT)

The Storage Commitment SCP AE provides standard conformance to the Storage Commitment Service Class as an SCP.

The behavior of Storage SCP Commitment AE when encountering status codes in an N-EVENT-REPORT response is summarized in the Table below:

**Table 4.2-91
STORAGE COMMITMENT N-EVENT-REPORT RESPONSE STATUS HANDLING BEHAVIOR**

Service Status	Further Meaning	Status Code	Behavior
Success	Success	0000	The SCU has successfully received the Storage Commitment PushModel N-EVENT-REPORT Request. Success indication message is output to the Service Logs. No message is posted to the User Interface.
Warning	Attribute List Error	0107	Transmission of Storage Commitment Push Model N-EVENT-REPORTRequest is considered successful. Warning indication message is output to the Service Logs. No message is posted to the User Interface.
*	*	Any other status code.	This is treated as a permanent Failure. Error indication message is output to the Service Logs. No message is posted to the User Interface.

: The behavior of Storage Commitment AE during communication failure is summarized in the Table below:

**Table 4.2-92
STORAGE COMMITMENT COMMUNICATION FAILURE BEHAVIOR**

Exception	Behavior
Timeout	The Association is aborted using A-ABORT and the send job is marked as failed. The reason is logged and the job failure is reported to the user via the job control application.
Association aborted by the SCU or network layers	The send job is marked as failed. The reason is logged and the job failure is reported to the user via the job control application.

4.2.10.4 Association Acceptance Policy

4.2.10.4.1 Activity - Receive Storage Commitment Response

4.2.10.4.1.1 Description and Sequencing of Activities

The Storage Commitment SCP AE will accept Associations in order to receive responses to a Storage Commitment Request(N-ACTION).

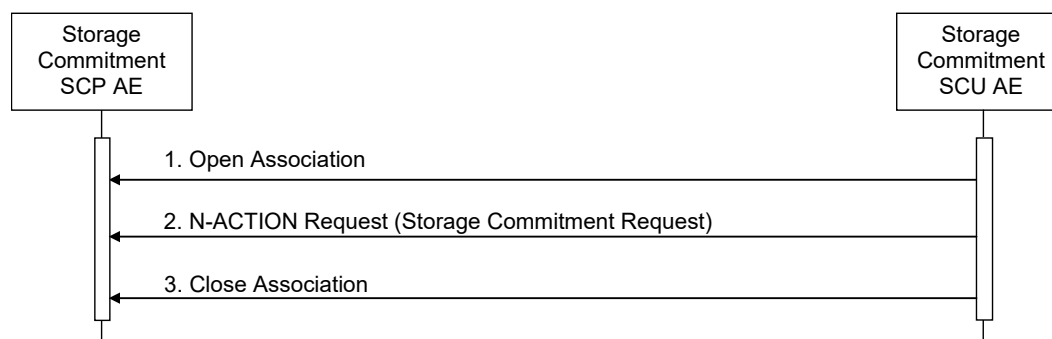


Figure 4.2-12
SEQUENCING OF ACTIVITY - COMMIT RECEIVE OBJECTS

A possible sequence of interactions between the Storage Commitment SCU AE and the Storage Commitment SCP AE is illustrated in the Figure above:

1. The Storage Commitment SCU AE opens an Association with the Storage Commitment SCP AE.
2. A Storage Commitment request (N-ACTION) is transmitted to the Storage Commitment SCP AE to obtain Storage Commitment of previously transmitted objects. The Storage Commitment SCP AE replies with an N-ACTION response indicating the request has been received and is being processed.
3. The Storage Commitment SCU AE closes the Association with the Storage Commitment SCP AE.

The Storage Commitment SCP AE may reject Association attempts as shown in the Table below. The Result, Source and Reason/Diag columns represent the values returned in the appropriate fields of an ASSOCIATE-RJ PDU (see PS 3.8, Section 9.3.4). The contents of the Source column are abbreviated to save space and the meaning of the abbreviations are:

- a. 1 - DICOM UL service-user
- b. 2 - DICOM UL service-provider (ACSE related function)
- c. 3 - DICOM UL service-provider (Presentation related function)

Table 4.2-93
ASSOCIATION REJECTION REASONS

Result	Source	Reason/Diag	Explanation
2 - rejected-transient	c	2 - local-limit-exceeded	The (configurable) maximum number of simultaneous Associations has been reached. An Association request with the same parameters may succeed at a later time.
2 - rejected-transient	c	1 - temporary-congestion	No Associations can be accepted at this time due to the real-time requirements of higher priority activities (e.g. during image acquisition no Associations will be accepted) or because insufficient resources are available (e.g. memory, processes, threads). An Association request with the same parameters may succeed at a later time.
1 - rejected-permanent	a	2 - application-context-name-not-supported	The Association request contained an unsupported Application Context Name. An Association request with the same parameters will not succeed at a later time.
1 - rejected-permanent	a	7 - called-AE-title-not-recognized	The Association request contained an unrecognized Called AE Title. An Association request with the same parameters will not succeed at a later time unless configuration changes are made. This rejection reason normally occurs when the Association initiator is incorrectly configured and attempts to address the Association acceptor using the wrong AE Title.
1 - rejected-permanent	a	3 - calling-AE-title-not-recognized	The Association request contained an unrecognized Calling AE Title. An Association request with the same parameters will not succeed at a later time unless configuration changes are made. This rejection reason normally occurs when the Association acceptor has not been configured to recognize the AE Title of the Association initiator.
1 - rejected-permanent	b	1 - no-reason-given	The Association request could not be parsed. An Association request with the same format will not succeed at a later time.

4.2.10.4.1.2 Accepted Presentation Contexts

The Storage Commitment SCP AE will prefer to select the Explicit VR Little Endian Transfer Syntax if multiple transfer syntaxes are offered.

Any of the Presentation Contexts shown in the following table are acceptable to the Storage Commitment SCP AE.

**Table 4.2-94
ACCEPTABLE PRESENTATION CONTEXTS BY
ACTIVITY RECEIVE STORAGE COMMITMENT REQUEST**

Presentation Context Table					
Abstract Syntax		Transfer Syntax		Role	Ext. Neg.
Name	UID	Name	UID		
Storage Commitment Push Model	1.2.840.10008.1.20.1	Implicit VR Little Endian Explicit VR Little Endian	1.2.840.10008.1.2 1.2.840.10008.1.2.1	SCP	None

4.2.10.4.1.3 SOP Specific Conformance for Storage Commitment SOP Class

4.2.10.4.1.3.1 Storage Commitment Operation (N-ACTION)

The Storage Commitment SCP AE provides standard conformance to the Storage Commitment Service Class as an SCP

The behavior of Storage Commitment SCP AE when receiving Service Status within the N-ACTION is summarized in the Table below.

Table 4.2-95
STORAGE COMMITMENT N-ACTION RESPONSE STATUS RETURN BEHAVIOR

Service Status	Further Meaning	Status Code	Behavior
Success	Success	0000	The SCP has successfully received the Storage Commitment Push Model N-ACTION Request and can process the commitment request for the indicated SOP Instances.
Error	Processing Failure	0110	Indicates that the Storage Commitment Push Model N-ACTION Request cannot be parsed or fully processed due to a database or system failure.
Error	Missing Attribute	0120	Indicates that the Storage Commitment Push Model N-ACTION Request cannot be processed because a required attribute is missing from the N-ACTION Request Data Set.
Error	Missing Attribute Value	0121	Indicates that the Storage Commitment Push Model N-ACTION Request cannot be processed because a Type 1 attribute in the N-ACTION Request Data Set does not specify a value.

The behavior of Storage Commitment AE during communication failure is summarized in the Table below:

Table 4.2-96
STORAGE COMMITMENT COMMUNICATION FAILURE BEHAVIOR

Exception	Behavior
Timeout	The Association is aborted using A-ABORT and the send job is marked as failed. The reason is logged and the job failure is reported to the user via the job control application.
Association aborted by the SCP or network layers	The send job is marked as failed. The reason is logged and the job failure is reported to the user via the job control application.

4.2.11 Print SCU AE Specification

4.2.11.1 SOP Classes

The Print SCU AE provides Standard Conformance to the following Meta SOP Classes:

Table 4.2-97
META SOP CLASSES FOR PRINT SCU AE

SOP Class Name	SOP Class UID	SCU	SCP
Basic Grayscale Print Management Meta	1.2.840.10008.5.1.1.9	Yes	No

The above Meta SOP Classes are defined by the following set of supported SOP Classes:

Table 4.2-98
SOP CLASSES FOR PRINT SCU AE

SOP Class Name	SOP Class UID	SCU	SCP
Basic Film Session SOP Class	1.2.840.10008.5.1.1.1	Yes	No
Basic film Box SOP Class	1.2.840.10008.5.1.1.2	Yes	No
Basic Grayscale Image Box SOP Class	1.2.840.10008.5.1.1.4	Yes	No
Printer SOP Class	1.2.840.10008.5.1.1.16	Yes	No

4.2.11.2 Association Policies

4.2.11.2.1 General

The DICOM standard application context name for DICOM 3.0 is always proposed:

Table 4.2-99
DICOM APPLICATION CONTEXT FOR PRINT SCU AE

Application Context Name	1.2.840.10008.3.1.1.1
--------------------------	-----------------------

4.2.11.2.2 Number of Associations

The Print SCU AE initiates one Association at a time.

Table 4.2-100
NUMBER OF ASSOCIATIONS INITIATED FOR PRINT SCU AE

Maximum number of simultaneous Associations	1
---	---

4.2.11.2.3 Asynchronous Nature

The Print SCU AE does not support asynchronous communication (multiple outstanding transactions over a single Association).

Table 4.2-101
ASYNCHRONOUS NATURE FOR PRINT SCU AE

Maximum Number of Outstanding Asynchronous Transactions	1
---	---

4.2.11.2.4 Implementation Identifying Information

The implementation information for this Application Entity is:

Table 4.2-102

DICOM IMPLEMENTATION CLASS AND VERSION FOR PRINT SCU AE

Implementation Class UID	1.2.392.200036.9116.4.2.10
Implementation Version Name	CM_MR_DCM_V3.0

4.2.11.3 Association Initiation Policy

4.2.11.3.1 Activity - Send Images & Print Management Information

4.2.11.3.1.1 Description and Sequencing of Activities

A user composes images onto film sheets and requests them to be sent to a specific hardcopy device. The user can select the desired film format and number of copies.

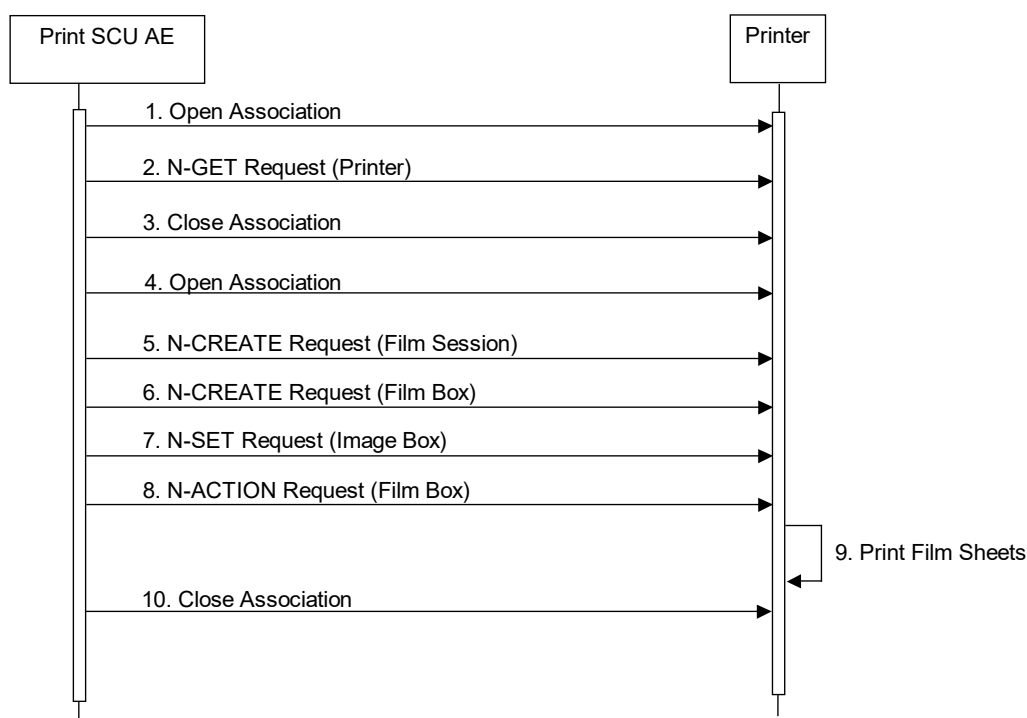


Figure 4.2-13
SEQUENCING OF ACTIVITY - SEND IMAGES & PRINT MANAGEMENT INFORMATION

A typical sequence of DIMSE messages sent over an association between the Print SCU AE and a Printer is illustrated in the Figure above:

1. The Print SCU AE opens an Association with the Printer.
2. N-GET on the Printer SOP Class is used to obtain current printer status information.
3. The Print SCU AE closes the Association with the Printer.
4. The Print SCU AE opens an Association with the Printer.
5. N-CREATE on the Film Session SOP Class creates a Film Session.
6. N-CREATE on the Film Box SOP Class creates a Film Box linked to the Film Session.
7. N-SET on the Image Box SOP Class transfers the contents of the film sheet to the printer.
8. N-ACTION on the Film Box SOP Class instructs the Printer to print the Film Box.
9. The Printer prints the requested number of film sheets.

The Printer asynchronously reports its status via N-EVENT-REPORT notification (Printer SOP Class). The printer can send this message at any time. The Print SCU AE does not require the N-EVENT-REPORT to be sent. The Print SCU AE is capable of receiving an N-EVENT-REPORT notification at any time during an association.

10. The Print SCU AE closes the Association with the Printer.

4.2.11.3.1.2 Proposed Presentation Contexts

The Print SCU AE is capable of proposing the Presentation Contexts shown in the Table below:

Table 4.2-103
PROPOSED PRESENTATION CONTEXTS FOR ACTIVITY
SEND IMAGES & PRINT MANAGEMENT INFORMATION

Presentation Context Table					
Abstract Syntax		Transfer Syntax		Role	Ext. Neg.
Name	UID	Name	UID		
Basic Grayscale Print Management Meta	1.2.840.10008.5	Implicit VR Little Endian	1.2.840.10008.1.2	SCU	None
	.1.1.9	Explicit VR Little Endian	1.2.840.10008.1.2.1		

4.2.11.3.1.3 Common SOP Specific Conformance for all Print SOP Classes

The general behavior of the Print SCU AE during communication failure is summarized in the Table below. This behavior is common for all SOP Classes supported by the Print SCU AE.

Table 4.2-104
PRINT COMMUNICATION FAILURE BEHAVIOR

Exception	Behavior
Timeout	The Association is aborted using A-ABORT and the print-job is marked as failed. The reason is logged and the job failure is reported to the user via the job control application.
Association aborted by the SCP or network layers	The print-job is marked as failed. The reason is logged and the job failure is reported to the user via the job control application.

4.2.11.3.1.4 SOP Specific Conformance for Printer SOP Class

The Print SCU AE supports the following DIMSE operations and notifications for the Printer SOP Class:

- N-GET

Details of the supported attributes and status handling behavior are described in the following subsections.

4.2.11.3.1.4.1 Printer SOP Class Operations (N-GET)

The Print SCU AE uses the Printer SOP Class N-GET operation to obtain information about the current printer status. The attributes obtained via N-GET are listed in the Table below:

Table 4.2-105
PRINTER SOP CLASS N-GET REQUEST ATTRIBUTES

Attribute Name	Tag	VR	Value	Source
Printer Status	(2110,0010)	CS	Provided by Printer	Printer
Printer Status Info	(2110,0020)	CS	Provided by Printer	Printer
Printer Name	(2110,0030)	LO	Provided by Printer	Printer
Manufacturer	(0008,0070)	LO	Provided by Printer	Printer
Manufacturer's Model Name	(0008,1090)	LO	Provided by Printer	Printer
Device Serial Number	(0018,1000)	LO	Provided by Printer	Printer
Software Version	(0018,1020)	LO	Provided by Printer	Printer
Date of Last Calibration	(0018,1200)	DA	Provided by Printer	Printer
Time of Last Calibration	(0018,1201)	TM	Provided by Printer	Printer

The Printer Status information is evaluated as follows:

- If Printer status (2110,0010) is NORMAL, the print-job continues to be printed.
- If Printer status (2110,0010) is FAILURE, the print-job is marked as failed. The contents of Printer Status Info (2110,0020) is logged and reported to the user via the job control application.
- If Printer status (2110,0010) is WARNING, the print-job continues to be printed. The contents of Printer Status Info (2110,0020) is logged and reported to the user via the job control application.

The behavior of The Print SCU AE when encountering status codes in an N-GET response is summarized in the Table below:

**Table 4.2-106
PRINTER SOP CLASS N-GET RESPONSE STATUS HANDLING BEHAVIOR**

Service Status	Further Meaning	Status Code	Behavior
Success	Success	0000	The request to get printer status information was success.
*	*	Any other status code.	The Association is aborted using A-ABORT and the print-job is marked as failed. The status meaning is logged and reported to the user.

4.2.11.3.1.5 SOP Specific Conformance for the Film Session SOP Class

The Print SCU AE supports the following DIMSE operations for the Film Session SOP Class:

- N-CREATE

Details of the supported attributes and status handling behavior are described in the following subsections.

4.2.11.3.1.5.1 Film Session SOP Class Operations (N-CREATE)

The attributes supplied in an N-CREATE Request are listed in the Table below:

**Table 4.2-107
FILM SESSION SOP CLASS N-CREATE REQUEST ATTRIBUTES**

Attribute Name	Tag	VR	Value	Source
Number of Copies	(2000,0010)	IS	1 .. 99	User
Print Priority	(2000,0020)	CS	"MED"	Auto
Medium Type	(2000,0030)	CS	"BLUE FILM", "CLEAR FILM" or "PAPER"	User
Film Destination	(2000,0040)	CS	"MAGAZINE" or "PROCESSOR"	User
Film Session Label	(2000,0050)	LO		Auto

The behavior of The Print SCU AE when encountering status codes in a N-CREATE response is summarized in the Table below:

**Table 4.2-108
FILM SESSION SOP CLASS N-CREATE RESPONSE STATUS HANDLING BEHAVIOR**

Service Status	Further Meaning	Status Code	Behavior
Success	Success	0000	The SCP has completed the operation successfully.
Warning	Attribute Value Out of Range	0116	The N-CREATE operation is considered successful but the status meaning is logged. Additional information in the response identifying the attribute out of range is logged.(I.e., Elements in the modification list/Attribute list)
Warning	Attribute List Error	0107	The N-CREATE operation is considered successful but the status meaning is logged. Additional information in the response identifying the attribute out of range is logged.(I.e., Elements in the Attribute identifier list)
*	*	Any other status code.	The Association is aborted using A-ABORT and the print-job is marked as failed. The status meaning is logged and reported to the user.

4.2.11.3.1.6 SOP Specific Conformance for the Film Box SOP Class

The Print SCU AE supports the following DIMSE operations for the Film Box SOP Class:

- N-CREATE
- N-ACTION

Details of the supported attributes and status handling behavior are described in the following subsections.

4.2.11.3.1.6.1 Film Box SOP Class Operations (N-CREATE)

The attributes supplied in an N-CREATE Request are listed in the Table below:

Table 4.2-109
FILM BOX SOP CLASS N-CREATE REQUEST ATTRIBUTES

Attribute Name	Tag	VR	Value	Source
Image Display Format	(2010,0010)	ST	STANDARD\C,R	User
Referenced Film Session Sequence	(2010,0500)	SQ		Auto
>Referenced SOP Class UID	(0008,1150)	UI	1.2.840.10008.5.1.1.1	Auto
>Referenced SOP Instance UID	(0008,1155)	UI	From created Film Session SOP Instance	Auto
Film Orientation	(2010,0040)	CS	"PORTRAIT" or "LANDSCAPE"	User
Film Size ID	(2010,0050)	CS	14INX17IN, 14INX14IN, 11INX14IN, 8INX10IN	User
Magnification Type	(2010,0060)	CS	"REPLICATE", "BILINEAR", "CUBIC" or "NONE"	User
Smoothing Type	(2010,0080)	CS		User
Border Density	(2010,0100)	CS	"BLACK" or "WHITE"	User
Empty Image Density	(2010,0110)	CS	"BLACK" or "WHITE"	User
Min Density	(2010,0120)	US	0 .. 9999	User
Max Density	(2010,0130)	US	0 .. 9999	User
Trim	(2010,0140)	CS	"YES" or "NO"	User
Configuration Information	(2010,0150)	ST		Auto

The behavior of the Print SCU AE when encountering status codes in a N-CREATE response is summarized in the Table below:

Table 4.2-110
FILM BOX SOP CLASS N-CREATE RESPONSE STATUS HANDLING BEHAVIOR

Service Status	Further Meaning	Status Code	Behavior
Success	Success	0000	The SCP has completed the operation successfully.
Warning	Requested Min Density or Max Density outside of printer's operating range	B605	The N-CREATE operation is considered successful but the status meaning is logged.
*	*	Any other status code.	The Association is aborted using A-ABORT and the print-job is marked as failed. The status meaning is logged and reported to the user.

4.2.11.3.1.6.2 Film Box SOP Class Operations (N-ACTION)

An N-ACTION Request is issued to instruct the Print SCP to print the contents of the Film Box. The Action Reply argument in an N-ACTION response is not evaluated.

The behavior of The Print SCU AE when encountering status codes in a N-ACTION response is summarized in the Table below:

Table 4.2-111
FILM BOX SOP CLASS N-ACTION RESPONSE STATUS HANDLING BEHAVIOR

Service Status	Further Meaning	Status Code	Behavior
Success	Success	0000	The SCP has completed the operation successfully. The film has been accepted for printing.
Warning	Film Box SOP Instance hierarchy does not contain Image Box SOP Instances (empty page)	B603	The N-ACTION operation is considered successful if it is configured that the status would be considered successful.
Warning	Image size is larger than Image Box size. The image has been demagnified.	B604	The N-ACTION operation is considered successful if it is configured that the status would be considered successful.
Warning	Image size is larger than Image Box size. The image has been cropped to fit.	B609	The N-ACTION operation is considered successful if it is configured that the status would be considered successful.
Warning	Image size or Combined Print Image Size is larger than Image Box size. The image or combined Print Image has been decimated to fit.	B60A	The N-ACTION operation is considered successful if it is configured that the status would be considered successful.
Failure	Unable to create Print Job SOP Instance; print queue is full.	C602	The Association is aborted using A-ABORT and the print-job is marked as failed. The status meaning is logged and reported to the user.
Failure	Image size is larger than Image Box size.	C603	The Association is aborted using A-ABORT and the print-job is marked as failed. The status meaning is logged and reported to the user.
Failure	Combined Print Image Size is larger than Image Box size.	C613	The Association is aborted using A-ABORT and the print-job is marked as failed. The status meaning is logged and reported to the user.
*	*	Any other status code.	The Association is aborted using A-ABORT and the print-job is marked as failed. The status meaning is logged and reported to the user.

4.2.11.3.1.7 SOP Specific Conformance for the Grayscale Image Box SOP Class

The Print SCU AE supports the following DIMSE operations for the Grayscale Image Box SOP Class:

- N-SET

Details of the supported attributes and status handling behavior are described in the following subsections.

4.2.11.3.1.7.1 Grayscale Image Box SOP Class Operations (N-SET)

The attributes supplied in an N-SET Request are listed in the Table below:

Table 4.2-112
GRAYSCALE IMAGE BOX SOP CLASS N-SET REQUEST ATTRIBUTES

Attribute Name	Tag	VR	Value	Source
Image Position	(2020,0010)	US	1 .. 36	Auto
Polarity	(2020,0020)	CS	"NORMAL" or "REVERSE"	User
Magnification Type	(2010,0060)	CS	"REPLICATE", "BILINEAR", "CUBIC" or "NONE"	User
Smoothing Type	(2010,0080)	CS		User
Basic Grayscale Image Sequence	(2020,0110)	SQ		Auto
>Samples Per Pixel	(0028,0002)	US	1	Auto
>Photometric Interpretation	(0028,0004)	CS	"MONOCHROME2"	Auto
>Rows	(0028,0010)	US		Auto
>Columns	(0028,0011)	US		Auto
>Pixel Aspect Ratio	(0028,0034)	IS	1\1	Auto
>Bits Allocated	(0028,0100)	US	8	Auto
>Bits Stored	(0028,0101)	US	8	Auto
>High Bit	(0028,0102)	US	7	Auto
>Pixel Representation	(0028,0103)	US	1	Auto
>Pixel Data	(7FE0,0010)	OB		Auto

The behavior of the Print SCU AE when encountering status codes in a N-SET response is summarized in the Table below:

**Table 4.2-113
GRAYSACLE IMAGE BOX SOP CLASS N-SET RESPONSE STATUS HANDLING BEHAVIOR**

Service Status	Further Meaning	Status Code	Behavior
Success	Success	0000	The SCP has completed the operation successfully. Image successfully stored in Image Box.
Warning	Image size is larger than Image Box size. The image has been demagnified.	B604	The N-SET operation is considered successful but the status meaning is logged.
Warning	Requested Min Density or Max Density outside of printer's operating range.	B605	The N-SET operation is considered successful but the status meaning is logged.
Warning	Image size is larger than Image Box size. The image has been cropped to fit.	B609	The N-SET operation is considered successful but the status meaning is logged.
Warning	Image size or Combined Print Image Size is larger than Image Box size. The image or combined Print Image has been decimated to fit.	B60A	The N-SET operation is considered successful but the status meaning is logged.
Failure	Image size is larger than Image Box size.	C603	The Association is aborted using A-ABORT and the print-job is marked as failed. The status meaning is logged and reported to the user.
Failure	Insufficient memory in printer to store the image.	C605	The Association is aborted using A-ABORT and the print-job is marked as failed. The status meaning is logged and reported to the user.
Failure	Combined Print Image Size is larger than Image Box size.	C613	The Association is aborted using A-ABORT and the print-job is marked as failed. The status meaning is logged and reported to the user.
*	*	Any other status code.	The Association is aborted using A-ABORT and the print-job is marked as failed. The status meaning is logged and reported to the user.

4.2.11.4 Association Acceptance Policy

The Print SCU AE does not accept Associations.

4.3 NETWORK INTERFACES

4.3.1 Physical Network Interface

This Product supports a single network interface. One of the following physical network interfaces will be available depending on installed hardware options:

**Table 4.3-1
SUPPORTED PHYSICAL NETWORK INTERFACES**

Ethernet 1000BASE-T
Ethernet 100BASE-TX

4.3.2 Additional Protocols

None.

4.4 CONFIGURATION

4.4.1 AE Title/Presentation Address Mapping

4.4.1.1 Local AE Titles

All local applications use the AE Titles and TCP/IP Ports configured by the Field Service Engineer via the Service/Installation Tool.

**Table 4.4-1
AE TITLE CONFIGURATION TABLE**

Application Entity	Default AE Title	Default TCP/IP Port
Verification SCU	CM_MR_DCM_V1.2	Not Applicable
MWM SCU		
MPPS SCU		
Q/R SCU		
Print SCU		
Storage SCU		
Verification SCP		104
Storage Commitment SCU		
Storage SCP		
Q/R SCP		
Storage Commitment SCP		

**Table 4.4-2
AE TITLE CONFIGURATION TABLE FOR SECURE**

Application Entity	Default AE Title	Default TCP/IP Port
Verification SCU	CM_MR_DCM_V1.2	Not Applicable
MWM SCU		
MPPS SCU		
Q/R SCU		
Print SCU		
Storage SCU		
Verification SCP	DCM_SECURE_LOCAL	2762
Storage Commitment SCU		
Storage SCP		
Q/R SCP		
Storage Commitment SCP		

4.4.1.2 Remote AE Title/Presentation Address Mapping

The AE Titles, host names and port numbers of remote applications are configured using the Utility Tool. The system is case-insensitive for the AE Titles and configuration by the same AE Title is prohibited. Characters excluding shaded characters in the table below can be used as AE titles.

Table 4.4-3
AE TITLE CHARACTER REPERTOIRE

	0	1	2	3	4	5	6	7	8	9	A	B	C	D	E	F
0x20	SP	!	"	#	\$	%	&	'	()	*	+	,	-	.	/
0x30	0	1	2	3	4	5	6	7	8	9	:	;	<	=	>	?
0x40	@	A	B	C	D	E	F	G	H	I	J	K	L	M	N	O
0x50	P	Q	R	S	T	U	V	W	X	Y	Z	[\]	^	_
0x60	`	a	b	c	d	e	f	g	h	i	j	k	l	m	n	o
0x70	p	q	r	s	t	u	v	w	x	y	z	{		}	~	

4.4.2 Parameters

A large number of parameters related to acquisition and general operation can be configured using the Utility Tool. The Table below only shows those configuration parameters relevant to DICOM communication. See the Product's Service Manual for details on general configuration capabilities.

**Table 4.4-4
CONFIGURATION PARAMETERS TABLE**

Parameter	Configurable (Yes/No) [Range]	Default Value
General Parameters		
Max PDU Receive Size	Yes	64 Kbytes
Max PDU Send Size	[1-999999]	
Time-out waiting for a acceptance or rejection response to an Association Request (Application Level Timeout)	Yes [1-999999]	30 sec
Time-out waiting for a response to an Association release request (Application Level Timeout)	Yes [1-999999]	15 sec
Time-out waiting for completion of a TCP/IP connect request (Low-level timeout)	Yes [1-999999]	15 sec
Time-out awaiting a Response to a DIMSE Request (Low-Level Timeout)	Yes [1-999999]	15 sec
Time-out for waiting for data between TCP/IP-packets (Low Level Timeout)	Yes [1-999999]	15 sec
Supported Transfer Syntaxes (separately configurable for each service class and remote AE)	Yes [ILE,ELE]	Implicit VR Little Endian(ILE)
Implementation Version Name	Yes [CM_MR_DCM_V3.0, TM_MR_DCM_V3.0]	CM_MR_DCM_V3.0
Private Creator Code	Yes [CANON_MEC_MR3, TOSHIBA_MEC_MR3]	CANON_MEC_MR3
Manufacturer	Yes [CANON_MEC, TOSHIBA]	CANON_MEC
Modality Worklist SCU Parameters		
Modality Worklist SCU time-out waiting for the final response to a C-FIND-RQ	Yes [1-999999]	30sec
Maximum number of simultaneously initiated Associations by the MWM SCU AE	No	1
MPPS SCU Parameters		
MPPS SCU time-out waiting for a response to a N-CREATE-RQ	Yes [1-999999]	30sec
MPPS SCU time-out waiting for a response to a N-SET-RQ	Yes [1-999999]	30sec
MPPS SCU time-out waiting for a response to a N-GET-RQ	Yes [1-999999]	30sec
Maximum number of simultaneously initiated Associations by the MPPS SCU AE	No	1

Parameter	Configurable (Yes/No) [Range]	Default Value
Supported Transfer Syntaxes (separately configurable for each remote AE)	Yes [ILE,ELE]	Implicit VR Little Endian(ILE)
Behavior when receiving the Warning "Attribute Value Out of Range" as service status.	Yes [Considered as Success or Failure]	Considered as Failure
Storage SCU Parameters		
Storage SCU time-out waiting for a response to a C-STORE-RQ	Yes [1-999999]	30sec
Number of times a failed send job may be retried	Yes [1-99999]	10 times
Delay between retrying failed send jobs	Yes [1-99999]	60sec
Maximum number of simultaneously initiated Associations by the Storage SCU AE	No	1
Behavior when receiving the Warning "Coercion of Data Elements" as service status.	Yes [Considered as Success or Failure]	Considered as Failure
Behavior when receiving the Warning "Data Set does not match SOP Class" as service status.	Yes [Considered as Success or Failure]	Considered as Failure
Behavior when receiving the Warning "Elements Discarded" as service status.	Yes [Considered as Success or Failure]	Considered as Failure
Storage Commitment SCU Parameters		
Storage Commitment SCU time-out waiting for a response to a N-ACTION-RQ	Yes [1-999999]	30 sec
Maximum number of simultaneously initiated Associations by the Storage Commitment SCU AE	No	1
Timeout waiting for a Storage Commitment Notification (maximum duration of applicability for a Storage Commitment Transaction UID).	Yes [1sec-10hrs]	3 min
Maximum number of simultaneously accepted Associations by the Storage Commitment SCU AE	No	10
Delay association release after sending a Storage Commitment Request (wait for a Storage Commitment Notification over the same association).	No	0
Behavior when receiving N-EVENT Report - the Storage Commitment Request Successful.	Yes	Permit the operator (s) to delete the Instances
Storage SCP parameters		
Maximum number of simultaneously accepted Associations by the Storage SCP AE	No	10

Parameter	Configurable (Yes/No) [Range]	Default Value
Print SCU Parameters		
Print SCU time-out waiting for a response to a N-GET-RQ	No	30sec
Print SCU time-out waiting for a response to a N-CREATE-RQ	No	30sec
Print SCU time-out waiting for a response to a N-SET-RQ	No	30sec
Print SCU time-out waiting for a response to a N-ACTION-RQ	No	30sec
Maximum number of simultaneously initiated Associations by the Print SCU AE	No	1
Supported Transfer Syntaxes (separately configurable for each remote printer)	Yes	Implicit VR Little Endian
Behavior when receiving the Warning "Attribute Value Out of Range" as service status of the Film Session N-CREATE.	Yes [Considered as Success or Failure]	Considered as Failure
Behavior when receiving the Warning "Attribute List Error" as service status of the Film Session N-CREATE.	Yes [Considered as Success or Failure]	Considered as Failure
Behavior when receiving the Warning "Requested Min Density or Max Density outside of printer's operating range" as service status of the Film Box N-CREATE.	Yes [Considered as Success or Failure]	Considered as Failure
Behavior when receiving the Warning "Film Box SOP Instance hierarchy does not contain Image Box SOP Instances (empty page)" as service status of the Film Box N-ACTION.	Yes [Considered as Success or Failure]	Considered as Failure
Behavior when receiving the Warning "Image size is larger than Image Box size. The image has been demagnified." as service status of the Film Box N-ACTION.	Yes [Considered as Success or Failure]	Considered as Failure
Behavior when receiving the Warning "Image size is larger than Image Box size. The image has been cropped to fit." as service status of the Film Box N-ACTION.	Yes [Considered as Success or Failure]	Considered as Failure
Behavior when receiving the Warning "Image size or Combined Print Image Size is larger than Image Box size. The image or combined Print Image has been decimated to fit." as service status of the Film Box N-ACTION.	Yes [Considered as Success or Failure]	Considered as Failure
Behavior when receiving the Warning "Image size is larger than Image Box size. The image has been demagnified. " as service status of the Grayscale Image Box N-SET.	Yes [Considered as Success or Failure]	Considered as Failure
Behavior when receiving the Warning "Requested Min Density or Max Density outside of printer's operating range." as service status of the Grayscale Image Box N-SET.	Yes [Considered as Success or Failure]	Considered as Failure
Behavior when receiving the Warning "Image size is larger than Image Box size. The image has been	Yes [Considered as Success or Failure]	Considered as Failure

Parameter	Configurable (Yes/No) [Range]	Default Value
cropped to fit." as service status of the Grayscale Image Box N-SET.		
Behavior when receiving the Warning "Image size or Combined Print Image Size is larger than Image Box size. The image or combined Print Image has been decimated to fit." as service status of the Grayscale Image Box N-SET.	Yes [Considered as Success or Failure]	Considered as Failure
Behavior when receiving the Warning "Image size is larger than Image Box size. The image has been demagnified. " as service status of the Color Image Box N-SET.	Yes [Considered as Success or Failure]	Considered as Failure
Behavior when receiving the Warning "Requested Min Density or Max Density outside of printer's operating range." as service status of the Color Image Box N-SET.	Yes [Considered as Success or Failure]	Considered as Failure
Behavior when receiving the Warning "Image size is larger than Image Box size. The image has been cropped to fit." as service status of the Color Image Box N-SET.	Yes [Considered as Success or Failure]	Considered as Failure
Behavior when receiving the Warning "Image size or Combined Print Image Size is larger than Image Box size. The image or combined Print Image has been decimated to fit." as service status of the Color Image Box N-SET.	Yes [Considered as Success or Failure]	Considered as Failure

5. MEDIA INTERCHANGE

5.1 IMPLEMENTATION MODEL

5.1.1 Application Data Flow

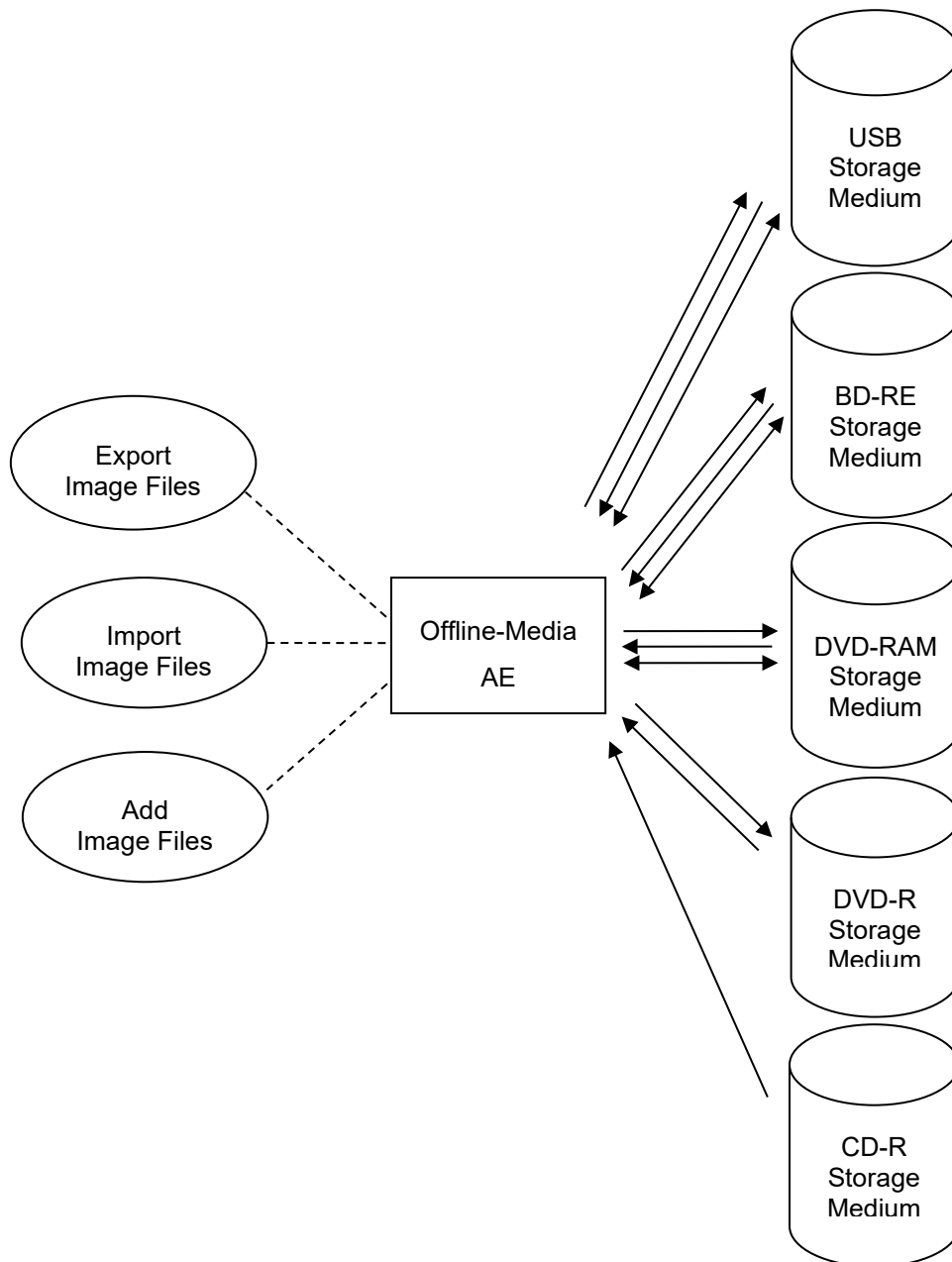


Figure 5.1-1
APPLICATION DATA FLOW DIAGRAM FOR MEDIA STORAGE

- The Offline-Media AE exports image files to an optical medium. It is associated with the local real-world activity "Export Image Files" performed upon user request.

5.1.2 Functional Definition of AEs

5.1.2.1 Functional Definition of Offline-Media AE

The Offline-Media AE is performed upon user request for selected studies /series/images to/from an offline DICOM CD-R medium. It therefore performs the following tasks:

Export:

- Builds DICOM Information Objects.
- Creates a DICOMDIR file that represents the contents of the DICOM Information Objects to be recorded.
- Records DICOM Information Objects and the DICOMDIR file to the DVD-R, the DVD-RAM, the BD-RE or the USB medium.

Import:

- Reads the DICOMDIR file that represents the contents of the data as recorded.
- Displays the ordered list of studies/series/images, identifying information.
- Loads the selected studies/series/images from the optical medium and displays them on the screen.

Addition:

- Reads a File-set of the DVD-RAM, the BD-RE or the USB medium and writes it to the local storage device.
- Adds the studies/series/images to the File-Set, and then writes it to the medium.
- Modifies the DICOMDIR file.

5.1.3 Sequencing of Real-World Activities

5.1.3.1 Activity - Export Image Files

Operator requests to create new File-set(s) onto a new DVD-R, a new DVD-RAM, a new BD-RE or a new USB. The requests are placed in a queue and are executed in the background.

The operations for "Export Image Files" are described below:

- Step-1: Select the instance(s), series or studies on the local storage device to be created to the optical medium.
- Step-2: Select the image archiving.
- Step-3: Select the DVD device as a destination.
- Step-4: Request to copy to the DVD-R.

5.1.3.2 Activity - Import Image Files

Operator requests to retrieve File-set(s) on the optical medium. The requests are placed in a queue and are executed in the background.

The operations for "Import Image Files" are described below:

- Step-1: Select the MR image(s) and/or SC image(s), series or studies on the medium to be retrieved to the local storage device.
- Step-2: Select the data retrieval.
- Step-3: Select the local storage device as a destination.

5.1.3.3 Activity - Add Image Files

Operator requests to add new objects to an already existing File-set on the DVD-RAM, the BD-RE or the USB. The requests are placed in a queue and are executed in the background.

The operations for "Add Image Files" are described below:

- Step-1: Select the instance(s), series or studies on the local storage device to be added to the DVD-RAM medium.
- Step-2: Select the image archiving.
- Step-3: Select the DVD device as a destination.
- Step-4: Request to copy to the DVD-RAM.

5.1.4 File Meta Information for Implementation Class and Version

The implementation information written to the File Meta Header in each file is:

**Table 5.1-1
DICOM IMPLEMENTATION CLASS AND VERSION FOR MEDIA STORAGE**

File Meta Information Version	1
Implementation Class UID	1.2.392.200036.9116.4.2.10
Implementation Version Name	CM_MR_DCM_V3.0

5.2 AE SPECIFICATIONS

5.2.1 Offline-Media AE Specification

The Offline-Media AE provides standard conformance to the DICOM Interchange Option of the Media Storage Service Class. The Application Profiles and roles are listed below:

Table 5.2-1
APPLICATION PROFILES, ACTIVITIES AND ROLES FOR OFFLINE-MEDIA

Application Profiles Supported	Real World Activity	Role	SC Option
STD-CTMR-DVD, STD-GEN-DVD-RAM, STD-CTMR-DVD-RAM, STD-GEN-BD, PRI-GEN-USB, STD-GEN-USB-JPEG	Export Image Files	FSC	Interchange
STD-CTMR-CD, STD-GEN-CD, STD-CTMR-DVD, STD-GEN-DVD-RAM, STD-CTMR-DVD-RAM, STD-GEN-BD, PRI-GEN-USB	Import Image Files	FSR	Interchange
STD-CTMR-DVD-RAM, STD-GEN-BD, PRI-GEN-USB, STD-GEN-USB-JPEG	Add Image Files	FSU	Interchange

5.2.1.1 File Meta Information for the Application Entity

The Offline-Media AE does not set the Source Application Entity Title.

5.2.1.2 Real-World Activities

5.2.1.2.1 Activity - Export Image Files

The Offline-Media AE acts as an FSC using the interchange option when requested to export SOP Instances from the local database to a DVD-R, DVD-RAM, BD-RE or USB medium.

5.2.1.2.1.1 Media Storage Application Profiles

The Offline-Media AE supports the STD-CTMR-DVD, STD-GEN-DVD-RAM, STD-CTMR-DVD-RAM, STD-GEN-BD, PRI-GEN-USB and STD-GEN-USB-JPEG Application Profile.

5.2.1.2.1.1.1 Options

The Offline-Media AE supports the SOP Classes and Transfer Syntaxes listed in the Table below.

Table 5.2-2
IODS, SOP CLASSES AND TRANSFER SYNTAXES FOR STD-CTMR-DVD, STD-GEN-DVD-RAM, STD-CTMR-DVD-RAM, STD-GEN-BD, PRI-GEN-USB, STD-GEN-USB-JPEG PROFILE(FSC)

Information Object Definition	SOP Class UID	Transfer Syntax	Transfer Syntax UID
Media Storage Directory Storage	1.2.840.10008.1.3.10	Explicit VR Little Endian Uncompressed	1.2.840.10008.1.2.1
MR Image Storage	1.2.840.10008.5.1.4.1.1.4	Explicit VR Little Endian Uncompressed	1.2.840.10008.1.2.1
Secondary Capture Image Storage	1.2.840.10008.5.1.4.1.1.7	Explicit VR Little Endian Uncompressed	1.2.840.10008.1.2.1

Enhanced MR Image Storage	1.2.840.10008.5.1.4.1.1.4.1	Explicit VR Little Endian Uncompressed	1.2.840.10008.1.2.1
MR Spectroscopy	1.2.840.10008.5.1.4.1.1.4.2	Explicit VR Little Endian Uncompressed	1.2.840.10008.1.2.1

5.2.1.2.2 Activity - Import Image Files

The Offline-Media AE acts as an FSR using the interchange option when requested to export SOP Instances from the local database to a CD-R, DVD-R, DVD-RAM, BD-RE or USB medium.

5.2.1.2.2.1 Media Storage Application Profiles

The Offline-Media AE supports the STD-CTMR-CD, STD-GEN-CD, STD-CTMR-DVD, STD-GEN-DVD-RAM, STD-CTMR-DVD-RAM, STD-GEN-BD and PRI-GEN-USB Application Profile.

5.2.1.2.2.1.1 Options

The Offline-Media AE supports the SOP Classes and Transfer Syntaxes listed in the Table below.

Table 5.2-3
IODS, SOP CLASSES AND TRANSFER SYNTAXES FOR STD-CTMR-CD, STD-GEN-CD, STD-CTMR-DVD, STD-GEN-DVD-RAM, STD-CTMR-DVD-RAM, STD-GEN-BD, PRI-GEN-USB PROFILE(FSR)

Information Object Definition	SOP Class UID	Transfer Syntax	Transfer Syntax UID
Media Storage Directory Storage	1.2.840.10008.1.3.10	Explicit VR Little Endian Uncompressed	1.2.840.10008.1.2.1
MR Image Storage	1.2.840.10008.5.1.4.1.1.4	Explicit VR Little Endian Uncompressed	1.2.840.10008.1.2.1
Secondary Capture Image Storage	1.2.840.10008.5.1.4.1.1.7	Explicit VR Little Endian Uncompressed	1.2.840.10008.1.2.1
Enhanced MR Image Storage	1.2.840.10008.5.1.4.1.1.4.1	Explicit VR Little Endian Uncompressed	1.2.840.10008.1.2.1
MR Spectroscopy	1.2.840.10008.5.1.4.1.1.4.2	Explicit VR Little Endian Uncompressed	1.2.840.10008.1.2.1

5.2.1.2.3 Activity - Add Image Files

The Offline-Media AE acts as an FSR using the interchange option when requested to export SOP Instances from the local database to a DVD-RAM, BD-RE or USB medium.

5.2.1.2.3.1 Media Storage Application Profiles

The Offline-Media AE supports the STD-CTMR-DVD-RAM, STD-GEN-BD, PRI-GEN-USB and STD-GEN-USB-JPEG Application Profile.

5.2.1.2.3.1.1 Options

The Offline-Media AE supports the SOP Classes and Transfer Syntaxes listed in the Table below.

Table 5.2-4
IODS, SOP CLASSES AND TRANSFER SYNTAXES FOR STD-CTMR-DVD-RAM, STD-GEN-BD, PRI-GEN-USB, STD-GEN-USB-JPEG PROFILE(FSU)

Information Object Definition	SOP Class UID	Transfer Syntax	Transfer Syntax UID
Media Storage Directory Storage	1.2.840.10008.1.3.10	Explicit VR Little Endian Uncompressed	1.2.840.10008.1.2.1
MR Image Storage	1.2.840.10008.5.1.4.1.1.4	Explicit VR Little Endian Uncompressed	1.2.840.10008.1.2.1
Secondary Capture Image Storage	1.2.840.10008.5.1.4.1.1.7	Explicit VR Little Endian Uncompressed	1.2.840.10008.1.2.1
Enhanced MR Image Storage	1.2.840.10008.5.1.4.1.1.4.1	Explicit VR Little Endian Uncompressed	1.2.840.10008.1.2.1
MR Spectroscopy	1.2.840.10008.5.1.4.1.1.4.2	Explicit VR Little Endian Uncompressed	1.2.840.10008.1.2.1

5.3 AUGMENTED AND PRIVATE APPLICATION PROFILES

5.3.1 Augmented Application Profiles

Not applicable to this product.

5.3.2 Private Application Profiles

5.3.2.1 Private Application Profiles - PRI-GEN-USB

PRI-GEN-USB is same as STD-GEN-USB-JPEG except for the supported Transfer Syntax. PRI-GEN-USB supports only Explicit VR Little Endian Uncompressed Transfer Syntax. The supported SOP Classes and Transfer Syntaxes are described in Table 5.2-2, Table 5.2-3 and Table 5.2-4.

5.4 MEDIA CONFIGURATION

Not applicable to the Offline-Media AE.

6. SUPPORT OF CHARACTER SETS

This product supports the following character sets:

- ISO-IR 6 (default) ISO 646
- ISO-IR 100 (Latin alphabet No.1) Supplementary set of ISO 8859
- ISO-IR 101 (Latin alphabet No.2) Supplementary set of ISO 8859
- ISO-IR 126 (Latin/Greek) Supplementary set of ISO 8859
- ISO-IR 144 (Latin/Cyrillic) Supplementary set of ISO 8859
- ISO-IR 148 (Latin alphabet No.5) Supplementary set of ISO 8859
- ISO-IR 87 (Japanese) JIS X 0208 (Kanji)
- GB18030 (Chinese) GB 18030

This product doesn't support ISO-IR 13 (Kana).

Character sets other than ISO-IR 6 can be set to the tags listed in the Table below;

Table 6.1-1
TAG LISTS FOR ISO-IR 100/101/126/144/148/87,GB18030

Attribute Name	Tag	VR
Referring Physician's Name	(0008,0090)	PN
Performing Physician's Name	(0008,1050)	PN
Name of Physician(s) Reading Study	(0008,1060)	PN
Operators' Name	(0008,1070)	PN
Patient's Name	(0010,0010)	PN
Patient Comments	(0010,4000)	LT
Contrast/Bolus Agent	(0018,0010)	LO
Image Comments *	(0020,4000)	LT

* Character sets ISO-IR 101, ISO-IR 126, and ISO-IR 148 cannot be set to the tag.

7. SECURITY

The security section describes security features implemented by this product. It includes description of non-DICOM network protocols, information to configure firewalls and application white-lists, list of supported DICOM security profiles as well as Web Security features. Additionally, secured media storage, VPN, etc are also specified in this security section.

7.1 DICOM Security Profile Availability

7.1.1 Secure Use and User Identity Profiles

This product supports the following requirements for the security auditing and audit trail in conformance with Audit Trail Message Format Profile. At the default configuration, the audit trail is stored in the product local store.

Table 7.1-1
Secure Use and User Identity Profiles

Profile	Creator/Sender	Consumer/Receiver	Reference
Audit Trail Message Format	Y	N	8.7.1
Audit Trail Message Transmission Profile - SYSLOG-TLS	Y	N	8.7.1
Audit Trail Message Transmission Profile - SYSLOG-UDP	Y	N	8.7.1

7.1.2 Secure Transport Connection Profiles

This product supports the following secure DICOM communication capabilities. At the default configuration, the use of TLS is deactivated.

Table 7.1-2
Secure Transport Connection Profiles

Profile	Sender	Receiver	Reference
BCP195 TLS Secure Transport Connection Profile	Y	Y	8.7.2
Non-Downgrading BCP195 TLS Secure Transport Connection Profile	Y	Y	8.7.2
Extended BCP195 TLS Profile Secure Transport Connection Profile	Y	Y	8.7.2

This product supports and negotiates TLS 1.3 in a manner similar to TLS 1.2 in the BCP195 TLS Secure Transport Connection Profile.

Support for TLS 1.3 is limited to the following Application Entities (4.2) :

- Secured MWM SCU, Secured MPPS SCU, Secured Q/R SCU, Secured Storage SCU, Secured Storage Commitment SCU,
- Secured Verification SCP, Secured Storage SCP, Secured Q/R SCP, Secured Storage Commitment SCP

7.2 DE-IDENTIFICATION

This product supports the following requirements for de-identification. De-identification occurs, for example, when an anonymize patient operation is performed. This de-identification only covers standard DICOM attributes that contain protected patient information. The encrypted data capability is not supported, so once an image has been de-identified no facility is provided to recover the lost information.

De-identification supports the following object types:

- MR Image Objects
- Secondary capture images
- Enhanced MR Image Objects
- MR Spectroscopy Objects

De-identification does not support the following object types:

- Grayscale Softcopy Presentation State Objects

Table 7.2-1 - 7.2-4 provides the list of attributes and the expected action when de-identifying images.

**Table 7.2-1
DICOM Attributes De-Identified(Patient/Study Module)**

Attribute Name	Tag	Action
Patient's Name	(0010,0010)	D
Patient ID	(0010,0020)	D
Issuer of Patient ID	(0010,0021)	X
Patient's Birth Date	(0010,0030)	D
Patient's Birth Time	(0010,0032)	X
Other Patient IDs	(0010,1000)	X
Other Patient Names	(0010,1001)	X
Patient Comments	(0010,4000)	D
Instance Creator UID	(0008,0014)	U
Institution Code Sequence	(0008,0082)	X
Referring Physician's Address	(0008,0092)	X
Referring Physician's Telephone Numbers	(0008,0094)	X
Admitting Diagnoses Description	(0008,1080)	X
Admitting Diagnoses Code Sequence	(0008,1084)	X
Patient's Insurance Plan Code Sequence	(0010,0050)	X
Patient's Birth Name	(0010,1005)	X
Patient Address	(0010,1040)	X
Patient's Mother's Birth Name	(0010,1060)	X
Military Rank	(0010,1080)	X
Branch of Service	(0010,1081)	X
Medical Record Locator	(0010,1090)	X

Medical Alerts	(0010,2000)	X
Allergies	(0010,2110)	X
Country of Residence	(0010,2150)	X
Region of Residence	(0010,2152)	X
Patient's Telephone Number	(0010,2154)	X
Smoking Status	(0010,21A0)	X
Pregnancy Status	(0010,21C0)	X
Last Menstrual Date	(0010,21D0)	X
Patient's Religious Preference	(0010,21F0)	X
Admission ID	(0038,0010)	X
Issuer of Admission ID	(0038,0011)	X
Admitting Date	(0038,0020)	X
Admitting Time	(0038,0021)	X
Special Needs	(0038,0050)	X
Current Patient Location	(0038,0300)	X
Patient's Institution Residence	(0038,0400)	X
Patient State	(0038,0500)	X
Visit Comments	(0038,4000)	X
Confidentiality Constraint on Patient Data Description	(0040,3001)	X
Study Date	(0008,0020)	Z
Study Time	(0008,0030)	Z
Accession Number	(0008,0050)	Z
Referring Physician's Name	(0008,0090)	Z
Referenced Study Sequence	(0008,1110)	X
Study Instance UID	(0020,000D)	U
Study ID	(0020,0010)	D
Requesting Physician	(0032,1032)	X
Requesting Service	(0032,1033)	X
Requested Procedure Description	(0032,1060)	X
Requested Contrast Agent	(0032,1070)	X
Scheduled Station AE Title	(0040,0001)	X
Scheduled Procedure Step Start Date	(0040,0002)	X
Scheduled Procedure Step Start Time	(0040,0003)	X
Scheduled Procedure Step End Date	(0040,0004)	X
Scheduled Procedure Step End Time	(0040,0005)	X
Scheduled Performing Physician Name	(0040,0006)	X
Scheduled Station Name	(0040,0010)	X
Scheduled Procedure Step Location	(0040,0011)	X
Pre-Medication	(0040,0012)	X
Patient Transport Arrangements	(0040,1004)	X

Requested Procedure Location	(0040,1005)	X
Names of Intended Recipient of Results	(0040,1010)	X
Requested Procedure Comments	(0040,1400)	X
Reason for Imaging Service Request	(0040,2001)	X
Order Entered By	(0040,2008)	X
Order Enterer Location	(0040,2009)	X
Order Callback Phone Number	(0040,2010)	X
Placer Order Number of Imaging Service Request	(0040,2016)	Z
Filler Order Number of Imaging Service Request	(0040,2017)	Z
Imaging Service Request Comments	(0040,2400)	X

**Table 7.2-2
DICOM Attributes De-Identified(MR/SC Image IOD)**

Attribute Name	Tag	Action
Series Date	(0008,0021)	D
Performing Physician's Name	(0008,1050)	X
Operators' Name	(0008,1070)	X
Referenced Performed Procedure Step Sequence	(0008,1111)	X
Performed Procedure Step Date	(0040,0244)	X
Performed Procedure Step Time	(0040,0245)	X
Performed Procedure Step ID	(0040,0253)	X
Performed Procedure Step Description	(0040,0254)	X
Request Attributes Sequence	(0040,0275)	X
Institution Name	(0008,0080)	D
Institution Address	(0008,0081)	X
Station Name	(0008,1010)	X
Institutional Department Name	(0008,1040)	X
Acquisition Date	(0008,0022)	X

**Table 7.2-3
DICOM Attributes De-Identified(Enhanced MR Image IOD)**

Attribute Name	Tag	Action
Series Date	(0008,0021)	D
Performing Physician's Name	(0008,1050)	X
Operators' Name	(0008,1070)	X
Referenced Performed Procedure Step Sequence	(0008,1111)	X
Performed Procedure Step Date	(0040,0244)	X
Performed Procedure Step Time	(0040,0245)	X
Performed Procedure Step ID	(0040,0253)	X
Performed Procedure Step Description	(0040,0254)	X
Request Attributes Sequence	(0040,0275)	X
Referenced Performed Procedure Step Sequence	(0008,1111)	X
Institution Name	(0008,0080)	D
Institution Address	(0008,0081)	X
Station Name	(0008,1010)	X
Institutional Department Name	(0008,1040)	X
Institution Name	(0008,0080)	D
Institution Address	(0008,0081)	X
Station Name	(0008,1010)	X
Acquisition Context Sequence	(0040,0555)	X
Icon Image Sequence	(0088,0200)	X
Frame Comments	(0020,9158)	X
Acquisition Date	(0008,0022)	X

**Table 7.2-4
DICOM Attributes De-Identified(Enhanced MR Image IOD)**

Attribute Name	Tag	Action
Series Date	(0008,0021)	D
Performing Physician's Name	(0008,1050)	X
Operators' Name	(0008,1070)	X
Referenced Performed Procedure Step Sequence	(0008,1111)	X
Performed Procedure Step Date	(0040,0244)	X
Performed Procedure Step Time	(0040,0245)	X
Performed Procedure Step ID	(0040,0253)	X
Performed Procedure Step Description	(0040,0254)	X
Request Attributes Sequence	(0040,0275)	X
Referenced Performed Procedure Step Sequence	(0008,1111)	X
Institution Name	(0008,0080)	D
Institution Address	(0008,0081)	X
Station Name	(0008,1010)	X
Institutional Department Name	(0008,1040)	X
Institution Name	(0008,0080)	D
Institution Address	(0008,0081)	X
Station Name	(0008,1010)	X
Acquisition Context Sequence	(0040,0555)	X
Frame Comments	(0020,9158)	X
Acquisition Date	(0008,0022)	X

The above table should be read as follows:

Attribute Name: Attributes supported to De-identification

Tag: DICOM tag for this attribute.

Action: Action for De-identification

D: replace with a non-zero length value that may be a dummy value and consistent with the VR

Z: replace with a zero length value

X: remove

U: replace with a non-zero length UID that is internally consistent within a set of Instances

8. ANNEXES

8.1 IOD CONTENTS

8.1.1 Created SOP Instances

Table 8.1-1 specifies the attributes of a MR Image transmitted by the Storage SCU AE.

Table 8.1-2 specifies the attributes of a Secondary Capture Image transmitted by the Storage SCU AE.

Table 8.1-3 specifies the attributes of an Enhanced MR Image transmitted by the Storage SCU AE.

Table 8.1-4 specifies the attributes of a MR Spectroscopy transmitted by the Storage SCU AE.

Table 8.1-5 specifies the attributes of a Grayscale Softcopy Presentation State transmitted by the Storage SCU AE.

The following tables use a number of abbreviations. The abbreviations used in the "Presence of ..." column are:

VNAP	Value Not Always Present (attribute sent zero length if no value is present)
ANAP	Attribute Not Always Present
ALWAYS	Always Present
EMPTY	Attribute is sent without a value
Not Set	Attribute is Not Present
CONDITIONAL	the module is used under specified condition

The abbreviations used in the "Source" column:

MWL	the attribute value source is from Modality Worklist
USER	the attribute value source is from User input
AUTO	the attribute value is generated automatically
MPPS	the attribute value is the same as that use for Modality Performed Procedure Step
CONFIG	the attribute value source is a configurable parameter

8.1.1.1 MR Image IOD

**Table 8.1-1
IOD OF CREATED MR IMAGE SOP INSTANCES**

IE	Module	Reference	Presence of Module
Patient	Patient	Table 8.1-6	ALWAYS
	Patient Identification	Table 8.1-13	ALWAYS
Study	General Study	Table 8.1-7	ALWAYS
	Patient Study	Table 8.1-8	ALWAYS
	Patient Demographic	Table 8.1-14	ALWAYS
	Patient Medical	Table 8.1-15	ALWAYS
	Visit Admission	Table 8.1-16	ALWAYS
	Requested Procedure	Table 8.1-17	ALWAYS
	Imaging Service Request	Table 8.1-18	ALWAYS
Series	General Series	Table 8.1-9	ALWAYS
Frame of Reference	Frame of Reference	Table 8.1-10	ALWAYS
Equipment	General Equipment	Table 8.1-11	ALWAYS
Image	General Image	Table 8.1-12	ALWAYS
	Image Plane	Table 8.1-21	ALWAYS
	Image Pixel	Table 8.1-22	ALWAYS
	Contrast/Bolus	Table 8.1-23	CONDITIONAL (Only if contrast media was used in this image)
	VOI LUT	Table 8.1-24	ALWAYS
	SOP Common	Table 8.1-25	ALWAYS
	MR Image	Table 8.1-26	ALWAYS
	Other Application	Table 8.1-27	ALWAYS
	MR Pulse Sequence	Table 8.1-28	CONDITIONAL (Only if Image Type (0008,0008) Value 1 is ORIGINAL. May be present otherwise.)
	MR Velocity Encoding Sequence	Table 8.1-30	CONDITIONAL (Only if setting values for Phase image.)
	Overlay Plane	Table 8.1-31	CONDITIONAL (If a ROI exists, the Overlay is output. However, if the image is rotated, zoomed, or translated, it will not be output.)
	Rescale	Table 8.1-32	CONDITIONAL (Output only for STIFF,WAVE,CONFIDE in MR Elastography image or when Rescale value is set.)

8.1.1.2 SC Image IOD

**Table 8.1-2
IOD OF CREATED SC IMAGE SOP INSTANCES**

IE	Module	Reference	Presence of Module
Patient	Patient	Table 8.1-6	ALWAYS
	Patient Identification	Table 8.1-13	ALWAYS
Study	General Study	Table 8.1-7	ALWAYS
	Patient Study	Table 8.1-8	ALWAYS
	Patient Demographic	Table 8.1-14	ALWAYS
	Patient Medical	Table 8.1-15	ALWAYS
	Visit Admission	Table 8.1-16	ALWAYS
	Requested Procedure	Table 8.1-17	ALWAYS
	Imaging Service Request	Table 8.1-18	ALWAYS
Series	General Series	Table 8.1-9	ALWAYS
Equipment	General Equipment	Table 8.1-11	ALWAYS
	SC Equipment	Table 8.1-33	ALWAYS
Image	General Image	Table 8.1-12	ALWAYS
	General Reference	Table 8.1-34	CONDITIONAL (Only color images in specific cases)
	Image Pixel	Table 8.1-35	ALWAYS
	SC Image	Table 8.1-36	ALWAYS
	VOI LUT	Table 8.1-37	ALWAYS
	SOP Common	Table 8.1-38	ALWAYS
	Private Application	Table 8.1-84	CONDITIONAL (Only if MRS data are present)

8.1.1.3 Enhanced MR Image IOD

Table 8.1-3
IOD OF CREATED ENHANCED MR IMAGE SOP INSTANCES

IE	Module	Reference	Presence of Module
Patient	Patient	Table 8.1-6	ALWAYS
	Patient Identification	Table 8.1-13	ALWAYS
Study	General Study	Table 8.1-7	ALWAYS
	Patient Study	Table 8.1-8	ALWAYS
	Patient Demographic	Table 8.1-14	ALWAYS
	Patient Medical	Table 8.1-15	ALWAYS
	Visit Admission	Table 8.1-16	ALWAYS
	Requested Procedure	Table 8.1-17	ALWAYS
	Imaging Service Request	Table 8.1-18	ALWAYS
Series	General Series	Table 8.1-9	ALWAYS
	MR Series	Table 8.1-39	ALWAYS
Frame of Reference	Frame of Reference	Table 8.1-10	ALWAYS
	Synchronization	Table 8.1-40	CONDITIONAL (Only if time synchronization was applied.)
Equipment	General Equipment	Table 8.1-11	ALWAYS
	Enhanced General Equipment	Table 8.1-41	ALWAYS
Image	Image Pixel	Table 8.1-22	ALWAYS
	Enhanced Contrast/Bolus	Table 8.1-42	CONDITIONAL (Only if contrast media were applied.)
	Multi-frame Functional Groups	Table 8.1-43	ALWAYS
	Multi-frame Dimension	Table 8.1-72	ALWAYS
	Cardiac Synchronization	Table 8.1-73	CONDITIONAL (Only if cardiac synchronization was applied.)
	Respiratory Synchronization	Table 8.1-74	CONDITIONAL (Only if respiratory synchronization was applied.)
	Bulk Motion Synchronization	Table 8.1-75	CONDITIONAL (Only if bulk motion synchronization was applied.)
	Acquisition Context	Table 8.1-76	ALWAYS
	Enhanced MR Image	Table 8.1-77	ALWAYS
	MR Pulse Sequence	Table 8.1-78	CONDITIONAL (Only if Image Type (0008,0008) Value 1 is ORIGINAL. May be present otherwise.)
	SOP Common	Table 8.1-79	ALWAYS

8.1.1.4 MR Spectroscopy IOD

**Table 8.1-4
IOD OF CREATED MR SPECTROSCOPY SOP INSTANCES**

IE	Module	Reference	Presence of Module
Patient	Patient	Table 8.1-6	ALWAYS
	Patient Identification	Table 8.1-13	ALWAYS
Study	General Study	Table 8.1-7	ALWAYS
	Patient Study	Table 8.1-8	ALWAYS
	Patient Demographic	Table 8.1-14	ALWAYS
	Patient Medical	Table 8.1-15	ALWAYS
	Visit Admission	Table 8.1-16	ALWAYS
	Requested Procedure	Table 8.1-17	ALWAYS
	Imaging Service Request	Table 8.1-18	ALWAYS
Series	General Series	Table 8.1-9	ALWAYS
	MR Series	Table 8.1-39	ALWAYS
Frame of Reference	Frame of Reference	Table 8.1-10	ALWAYS
	Synchronization	Table 8.1-40	CONDITIONAL (Only if time synchronization was applied.)
Equipment	General Equipment	Table 8.1-11	ALWAYS
	Enhanced General Equipment	Table 8.1-41	ALWAYS
Image	Enhanced Contrast/Bolus	Table 8.1-42	CONDITIONAL (Only if contrast media were applied.)
	Multi-frame Functional Groups	Table 8.1-43	ALWAYS
	Multi-frame Dimension	Table 8.1-72	ALWAYS
	Cardiac Synchronization	Table 8.1-73	CONDITIONAL (Only if cardiac synchronization was applied.)
	Respiratory Synchronization	Table 8.1-74	CONDITIONAL (Only if respiratory synchronization was applied.)
	Bulk Motion Synchronization	Table 8.1-75	CONDITIONAL (Only if bulk motion synchronization was applied.)
	Acquisition Context	Table 8.1-76	ALWAYS
	MR Spectroscopy	Table 8.1-80	ALWAYS
	MR Spectroscopy Pulse Sequence	Table 8.1-81	CONDITIONAL (Only if Image Type (0008,0008) Value 1 is ORIGINAL. May be present otherwise.)
	MR Spectroscopy Data	Table 8.1-82	ALWAYS
	SOP Common	Table 8.1-83	ALWAYS
	Private Application	Table 8.1-84	CONDITIONAL (Only if private data are present)

8.1.1.5 Grayscale Softcopy Presentation State IOD

Table 8.1-5
IOD OF CREATED GRAYSCALE SOFTCOPY PRESENTATION STATE SOP INSTANCES

IE	Module	Reference	Presence of Module
Patient	Patient	Table 8.1-6	ALWAYS
	Patient Identification	Table 8.1-13	ALWAYS
Study	General Study	Table 8.1-7	ALWAYS
	Patient Study	Table 8.1-8	ALWAYS
	Patient Demographic	Table 8.1-14	ALWAYS
	Patient Medical	Table 8.1-15	ALWAYS
	Visit Admission	Table 8.1-16	ALWAYS
	Requested Procedure	Table 8.1-17	ALWAYS
	Imaging Service Request	Table 8.1-18	ALWAYS
Series	General Series	Table 8.1-9	ALWAYS
	Presentation Series	Table 8.1-85	ALWAYS
Equipment	General Equipment	Table 8.1-11	ALWAYS
Presentation State	Presentation State	Table 8.1-86	ALWAYS
	Displayed Area	Table 8.1-87	ALWAYS
	Spatial Transformation	Table 8.1-88	CONDITIONAL (Only if Graphic Annotations are to be applied to referenced image(s))
	Modality LUT	Table 8.1-89	ALWAYS
	Softcopy VOI LUT	Table 8.1-90	CONDITIONAL (Only if a VOI LUT is to be applied to referenced image(s))
	Softcopy Presentation LUT	Table 8.1-91	ALWAYS
	SOP Common	Table 8.1-92	ALWAYS

8.1.1.6 Common Modules

**Table 8.1-6
PATIENT MODULE OF CREATED SOP INSTANCES**

Attribute Name	Tag	VR	Value	Presence of Value	Source
Patient's Name	(0010,0010)	PN	From Modality Worklist or user input. Values supplied via Modality Worklist will be entered as received. Maximum 64 characters.	VNAP	MWL/ USER
Patient ID	(0010,0020)	LO	From Modality Worklist or user input. Maximum 64 characters.	VNAP	MWL/ USER
Issuer of Patient ID	(0010,0021)	LO	From Modality Worklist. Maximum 64 characters.	VNAP	MWL
Issuer of Patient ID Qualifiers Sequence	(0010,0024)	SQ	From Modality Worklist	ANAP	MWL
>Universal Entity ID	(0040,0032)	UT	From Modality Worklist	ANAP	MWL
>Universal Entity ID Type	(0040,0033)	CS	From Modality Worklist	ANAP	MWL
>Identifier Type Code	(0040,0035)	CS	From Modality Worklist	ANAP	MWL
Patient's Birth Date	(0010,0030)	DA	From Modality Worklist or user input	VNAP	MWL/ USER
Patient's Birth Time	(0010,0032)	TM	From Modality Worklist	VNAP	MWL
Patient's Sex	(0010,0040)	CS	From Modality Worklist or user input	VNAP	MWL/ USER
Other Patient IDs	(0010,1000)	LO	From Modality Worklist. Maximum 64 characters.	ANAP	MWL
Other Patient Names	(0010,1001)	PN	From Modality Worklist. Values supplied via Modality Worklist will be entered as received. Maximum 64 characters.	ANAP	MWL
Patient Comments	(0010,4000)	LT	From Modality Worklist or user Input. Maximum 1024 characters.	ANAP	MWL/ USER

**Table 8.1-7
GENERAL STUDY MODULE OF CREATED SOP INSTANCES**

Attribute Name	Tag	VR	Value	Presence of Value	Source
Study Date	(0008,0020)	DA	<yyyymmdd>	ALWAYS	AUTO
Study Time	(0008,0030)	TM	<hhmmss.frac>	ALWAYS	AUTO
Accession Number	(0008,0050)	SH	From Modality Worklist or user input. Maximum 16 characters.	VNAP	MWL/ USER
Issuer of Accession Number Sequence	(0008,0051)	SQ	From Modality Worklist	ANAP	MWL
>Local Namespace Entity ID	(0040,0031)	UT	From Modality Worklist	ANAP	MWL
>Universal Entity ID	(0040,0032)	UT	From Modality Worklist	ANAP	MWL
>Universal Entity ID Type	(0040,0033)	CS	From Modality Worklist	ANAP	MWL
Referring Physician's Name	(0008,0090)	PN	From Modality Worklist.	VNAP	MWL
Study Description	(0008,1030)	LO	From Modality Worklist or user input. Maximum 64 characters.	ANAP	MWL/ USER
Physician(s) of Record	(0008,1048)	PN		ANAP	MWL/ AUTO
Name of Physician(s) Reading Study	(0008,1060)	PN		ANAP	MWL/ AUTO
Referenced Study Sequence	(0008,1110)	SQ	From Modality Worklist	ANAP	MWL
> Referenced SOP Class UID	(0008,1150)	UI		ANAP	MWL
> Referenced SOP Instance UID	(0008,1155)	UI		ANAP	MWL
Study Instance UID	(0020,000D)	UI	From Modality Worklist or generated by device	ALWAYS	MWL/ AUTO
Study ID	(0020,0010)	SH	Requested Procedure ID from Worklist or generated by device	VNAP	MWL/ AUTO

**Table 8.1-8
PATIENT STUDY MODULE OF CREATED SOP INSTANCES**

Attribute Name	Tag	VR	Value	Presence of Value	Source
Patient's Age	(0010,1010)	AS	Calculated from DoB input on base of actual Date	VNAP	AUTO/ USER
Patient's Size	(0010,1020)	DS	From Modality Worklist or user input	ALWAYS	MWL/ USER
Patient's Weight	(0010,1030)	DS	From Modality Worklist or user input	ALWAYS	MWL/ USER

**Table 8.1-9
GENERAL SERIES MODULE OF CREATED SOP INSTANCES**

Attribute Name	Tag	VR	Value	Presence of Value	Source
Series Date	(0008,0021)	DA		ALWAYS	AUTO
Series Time	(0008,0031)	TM		ALWAYS	AUTO
Modality	(0008,0060)	CS	"MR"	ALWAYS	AUTO
Series Description	(0008,103E)	LO	Scan Comment field in sequence queue. Maximum 64 characters.	ANAP	USER
Performing Physician's Name	(0008,1050)	PN	Radiologist field in Study list. From Modality Worklist or user input.	ANAP	MWL/ USER
Operators' Name	(0008,1070)	PN	Operator field in Study list. From Modality Worklist or user input.	ANAP	MWL/ USER
Referenced Performed Procedure Step Sequence	(0008,1111)	SQ		ANAP	AUTO
> Referenced SOP Class UID	(0008,1150)	UI		ANAP	AUTO
> Referenced SOP Instance UID	(0008,1155)	UI		ANAP	AUTO
Body Part Examined	(0018,0015)	CS	User input. Maximum 16 characters.	ALWAYS	USER
Protocol Name	(0018,1030)	LO	Scan ID field in sequence queue. Maximum 64 characters.	ANAP	USER
Patient Position	(0018,5100)	CS	Generated by device	ALWAYS	AUTO
Series Instance UID	(0020,000E)	UI	Generated by device	ALWAYS	AUTO
Series Number	(0020,0011)	IS	Generated by device	ALWAYS	AUTO
Laterality	(0020,0060)	CS		ANAP	AUTO
Smallest Pixel Value in Series	(0028,0108)	SS		ANAP	AUTO
Largest Pixel Value in Series	(0028,0109)	SS		ANAP	AUTO
Performed Procedure Step Start Date	(0040,0244)	DA		ANAP	AUTO
Performed Procedure Step Start Time	(0040,0245)	TM		ANAP	AUTO
Performed Procedure Step ID	(0040,0253)	SH	From Modality Worklist or generated by device	ANAP	MWL/ AUTO
Performed Procedure Step Description	(0040,0254)	LO	From Modality Worklist	ANAP	MWL
Performed Protocol Code Sequence	(0040,0260)	SQ		ANAP	AUTO
>Code Value	(0008,0100)	SH		ANAP	AUTO
>Coding Scheme Designator	(0008,0102)	SH		ANAP	AUTO
>Coding Scheme Version	(0008,0103)	SH		ANAP	AUTO
>Code Meaning	(0008,0104)	LO		ANAP	AUTO

Request Attributes Sequence	(0040,0275)	SQ	From Modality Worklist	ANAP	MWL
>Scheduled Procedure Step Description	(0040,0007)	LO	From Modality Worklist	ANAP	MWL
>Scheduled Protocol Code Sequence	(0040,0008)	SQ	From Modality Worklist	ANAP	MWL
>>Code Value	(0008,0100)	SH		ANAP	MWL
>>>Coding Scheme Designator	(0008,0102)	SH		ANAP	MWL
>>>Coding Scheme Version	(0008,0103)	SH		ANAP	MWL
>>>Code Meaning	(0008,0104)	LO		ANAP	MWL
>Scheduled Procedure Step ID	(0040,0009)	SH	From Modality Worklist	ANAP	MWL
>Requested Procedure ID	(0040,1001)	SH	From Modality Worklist	ANAP	MWL
>Reason for the Requested Procedure	(0040,1002)	LO	From Modality Worklist	ANAP	MWL

**Table 8.1-10
FRAME OF REFERENCE MODULE OF CREATED SOP INSTANCES**

Attribute Name	Tag	VR	Value	Presence of Value	Source
Frame of Reference UID	(0020,0052)	UI		ALWAYS	AUTO
Position Reference Indicator	(0020,1040)	LO		VNAP	AUTO

**Table 8.1-11
GENERAL EQUIPMENT MODULE OF CREATED SOP INSTANCES**

Attribute Name	Tag	VR	Value	Presence of Value	Source
Manufacturer	(0008,0070)	LO	"CANON_MEC_MR3"	ALWAYS	AUTO
Institution Name	(0008,0080)	LO	From Configuration	ALWAYS	CONFIG
Institution Address	(0008,0081)	ST	From Configuration	ANAP	CONFIG
Station Name	(0008,1010)	SH	From Configuration	ALWAYS	CONFIG
Institutional Department Name	(0008,1040)	LO	From Modality Worklist or user input. Maximum 64 characters.	ANAP	MWL/ USER
Manufacturer's Model Name	(0008,1090)	LO		ALWAYS	AUTO
Device Serial Number	(0018,1000)	LO		ANAP	AUTO
Software Versions	(0018,1020)	LO		ALWAYS	AUTO

**Table 8.1-12
GENERAL IMAGE MODULE OF CREATED SOP INSTANCES**

Attribute Name	Tag	VR	Value	Presence of Value	Source
Image Type	(0008,0008)	CS	If SOP Class UID(0008,0016) is "1.2.840.10008.5.1.4.1.1.4", see Table 8.1-19. Else if SOP Class UID(0008,0016) is "1.2.840.10008.5.1.4.1.1.7", see Table 8.1-20	ALWAYS	AUTO
Acquisition Date	(0008,0022)	DA	<yyyymmdd>	ALWAYS	AUTO
Content Date	(0008,0023)	DA	<yyyymmdd>	ANAP	AUTO
Acquisition Time	(0008,0032)	TM	<hhmmss.frac>	ALWAYS	AUTO
Content Time	(0008,0033)	TM	<hhmmss.frac>	ANAP	AUTO
Referenced Image Sequence	(0008,1140)	SQ		ANAP	AUTO
>Referenced SOP Class UID	(0008,1150)	UI		ANAP	AUTO
>Referenced SOP Instance UID	(0008,1155)	UI		ANAP	AUTO
Frame Type	(0008,9007)	CS		ANAP	AUTO/ USER
Acquisition Number	(0020,0012)	IS	Generated by device	ANAP	AUTO
Instance Number	(0020,0013)	IS	Generated by device	ALWAYS	AUTO
Patient Orientation	(0020,0020)	CS		ANAP	AUTO
Images in Acquisition	(0020,1002)	IS		ANAP	AUTO
Image Comments	(0020,4000)	LT	Generated by application or from user input. Maximum 44 characters.	ANAP	AUTO/ USER

**Table 8.1-13
PATIENT IDENTIFICATION MODULE ATTRIBUTES**

Attribute Name	Tag	VR	Value	Presence of Value	Source
Patient's Birth Name	(0010,1005)	PN		ANAP	MWL/ AUTO
Patient's Mother's Birth Name	(0010,1060)	PN		ANAP	MWL/ AUTO
Medical Record Locator	(0010,1090)	LO		ANAP	MWL/ AUTO

**Table 8.1-14
PATIENT DEMOGRAPHIC MODULE ATTRIBUTES**

Attribute Name	Tag	VR	Value	Presence of Value	Source
Patient's Address	(0010,1040)	LO		ANAP	MWL/ AUTO
Military Rank	(0010,1080)	LO		ANAP	MWL/ AUTO
Branch of Service	(0010,1081)	LO		ANAP	MWL/ AUTO
Country of Residence	(0010,2150)	LO		ANAP	MWL/ AUTO
Region of Residence	(0010,2152)	LO		ANAP	MWL/ AUTO
Patient's Telephone Numbers	(0010,2154)	SH		ANAP	MWL/ AUTO
Ethnic Group	(0010,2160)	SH		ANAP	MWL/ AUTO
Occupation	(0010,2180)	SH		ANAP	MWL/ AUTO
Patient's Religious Preference	(0010,21F0)	LO		ANAP	MWL/ AUTO

**Table 8.1-15
PATIENT MEDICAL MODULE ATTRIBUTES**

Attribute Name	Tag	VR	Value	Presence of Value	Source
Medical Alerts	(0010,2000)	LO		ANAP	MWL/ AUTO
Allergies	(0010,2110)	LO		ANAP	MWL/ AUTO
Smoking Status	(0010,21A0)	CS		ANAP	MWL/ AUTO
Additional Patient History	(0010,21B0)	LT		ANAP	MWL/ AUTO
Last Menstrual Date	(0010,21D0)	DA		ANAP	MWL/ AUTO
Special Needs	(0038,0050)	LO		ANAP	MWL/ AUTO
Patient State	(0038,0500)	LO		ANAP	MWL/ AUTO

**Table 8.1-16
VISIT ADMISSION MODULE ATTRIBUTES**

Attribute Name	Tag	VR	Value	Presence of Value	Source
Admitting Diagnoses Description	(0008,1080)	LO		ANAP	MWL/ AUTO

**Table 8.1-17
REQUESTED PROCEDURE MODULE ATTRIBUTES**

Attribute Name	Tag	VR	Value	Presence of Value	Source
Requested Procedure Description	(0032,1060)	LO		ANAP	MWL

**Table 8.1-18
IMAGING SERVICE REQUEST MODULE ATTRIBUTES**

Attribute Name	Tag	VR	Value	Presence of Value	Source
Requesting Physician	(0032,1032)	PN		ANAP	MWL/ AUTO
Requesting Service	(0032,1033)	LO		ANAP	MWL/ AUTO
Scheduled Study Start Date	(0032,1000)	DA		ANAP	MWL/ AUTO
Scheduled Study Start Time	(0032,1001)	TM		ANAP	MWL/ AUTO
Study Comments	(0032,4000)	LT		ANAP	MWL/ AUTO

**Table 8.1-19
IMAGE TYPE LIST OF MR IMAGE IOD**

Image Type	Explanation
ORIGINAL\PRIMARY\GDC	Reconstruction image
ORIGINAL\PRIMARY\OTHER	Other original image
ORIGINAL\PRIMARY\PCA_P	Phase image
ORIGINAL\PRIMARY\PCA_M	Proton image
ORIGINAL\PRIMARY\PCA/P	Phase image. Only for specific DICOM workstation by special setting.
ORIGINAL\PRIMARY\PCA/M	Proton image. Only for specific DICOM workstation by special setting.
ORIGINAL\PRIMARY\STIFF	MR Elastography image
ORIGINAL\PRIMARY\WAVE	
ORIGINAL\PRIMARY\CONFIDE	
ORIGINAL\PRIMARY\RMSMAG	
DERIVED\SECONDARY\DWI_ALIGN	DWI aligned image
DERIVED\SECONDARY\ISODWI	Isotropic image
DERIVED\SECONDARY\ADC	ADC image
DERIVED\SECONDARY\DCI	Post processed image of DCI
DERIVED\SECONDARY\FFA	Post processed image of Tensor
DERIVED\SECONDARY\RA	
DERIVED\SECONDARY\VR	
DERIVED\SECONDARY\LAMBDA	
DERIVED\SECONDARY\TRACE	
DERIVED\SECONDARY\BOLD_MEAN	Post processed image of BOLD
DERIVED\SECONDARY\BOLD_CORR	
DERIVED\SECONDARY\BOLD_T	
DERIVED\SECONDARY\BOLD_PRECENT	
DERIVED\SECONDARY\CALC	Post processed image of Calculation
DERIVED\SECONDARY\STITCH AUTO	Post processed image of Stitching
DERIVED\SECONDARY\MPR	Post processed image of MPR
DERIVED\SECONDARY\REFINE	Post processed image of Filter
DERIVED\SECONDARY\REFINE2	
DERIVED\SECONDARY\LSI	
DERIVED\SECONDARY\BEST	
DERIVED\SECONDARY\SINC	
DERIVED\SECONDARY\GOP	
DERIVED\SECONDARY\PROJECTION IMAGE	Auto MIP image
DERIVED\SECONDARY\PREVIEWMIP3	
DERIVED\SECONDARY\FSVW MPR	Post processed image of ForeSee View
DERIVED\SECONDARY\CALA MPR	Post processed image of Auto Scan Assist
DERIVED\SECONDARY\CALA BATCH MPR	
DERIVED\SECONDARY\HALA MPR	

DERIVED\SECONDARY\KNEE BATCH MPR	
DERIVED\SECONDARY\SPINE BATCH MPR	
DERIVED\SECONDARY\SLBL STITCHING	
DERIVED\SECONDARY\SLBL BATCH MPR	
DERIVED\SECONDARY\SLBL MPR	
DERIVED\SECONDARY\LIVER BATCH MPR	
DERIVED\SECONDARY\PROSTATE BATCH MPR	
DERIVED\SECONDARY\OTHER	Other derived image

**Table 8.1-20
IMAGE TYPE LIST OF SC IMAGE IOD**

Image Type	Explanation
DERIVED\SECONDARY\SAVED IMAGE	Captured image of any post process
DERIVED\SECONDARY\APPDATA_PWI	Job Data for DCI
DERIVED\SECONDARY\APPDATA_DTI	Job Data for Tensor
DERIVED\SECONDARY\APPDATA_FMRI	Job Data for BOLD
DERIVED\SECONDARY\MRS SINGLE VOXEL	Job Data for MRS
DERIVED\SECONDARY\MRS MULTI VOXEL	
DERIVED\SECONDARY\APPDATA_CARDIAC	Job Data for Cardiac
DERIVED\SECONDARY\CALC	Post processed image of Calculation
DERIVED\SECONDARY\STITCH MANUAL	Post processed image of Stitching
DERIVED\SECONDARY\3D	Captured image of 3D
DERIVED\SECONDARY\MPR_SAVED_IMAGE	Captured image of MPR
DERIVED\SECONDARY\FUSION	Captured image of Fusion
DERIVED\SECONDARY\COMPOSITE	Captured image of Composite
DERIVED\SECONDARY\STIFF	Captured image of MR Elastography
DERIVED\SECONDARY\WAVE	
DERIVED\SECONDARY\CONFIDE	
DERIVED\SECONDARY\RM SMAG	

8.1.1.7 MR Image Modules

**Table 8.1-21
IMAGE PLANE MODULE OF CREATED MR IMAGE SOP INSTANCES**

Attribute Name	Tag	VR	Value	Presence of Value	Source
Slice Thickness	(0018,0050)	DS		ALWAYS	AUTO
Image Position (Patient)	(0020,0032)	DS		ALWAYS	AUTO
Image Orientation (Patient)	(0020,0037)	DS		ALWAYS	AUTO
Slice Location	(0020,1041)	DS		ANAP	AUTO
Pixel Spacing	(0028,0030)	DS		ALWAYS	AUTO

**Table 8.1-22
IMAGE PIXEL MODULE OF CREATED MR IMAGE SOP INSTANCES**

Attribute Name	Tag	VR	Value	Presence of Value	Source
Samples per Pixel	(0028,0002)	US	1	ALWAYS	AUTO
Photometric Interpretation	(0028,0004)	CS	"MONOCHROME2"	ALWAYS	AUTO
Rows	(0028,0010)	US		ALWAYS	AUTO
Columns	(0028,0011)	US		ALWAYS	AUTO
Bits Allocated	(0028,0100)	US	16	ALWAYS	AUTO
Bits Stored	(0028,0101)	US	16	ALWAYS	AUTO
High Bit	(0028,0102)	US	15	ALWAYS	AUTO
Pixel Representation	(0028,0103)	US	1	ALWAYS	AUTO
Smallest Image Pixel Value	(0028,0106)	SS		ANAP	AUTO
Largest Image Pixel Value	(0028,0107)	SS		ANAP	AUTO
Pixel Data	(7FE0,0010)	OB or OW		ALWAYS	AUTO

**Table 8.1-23
CONTRAST/BOLUS MODULE OF CREATED MR IMAGE SOP INSTANCES**

Attribute Name	Tag	VR	Value	Presence of Value	Source
Contrast/Bolus Agent	(0018,0010)	LO		ALWAYS	USER

**Table 8.1-24
VOI/LUT MODULE OF CREATED MR IMAGE SOP INSTANCES**

Attribute Name	Tag	VR	Value	Presence of Value	Source
Window Center	(0028,1050)	DS		ALWAYS	USER or AUTO
Window Width	(0028,1051)	DS		ALWAYS	USER or AUTO

**Table 8.1-25
SOP COMMON MODULE OF CREATED MR IMAGE SOP INSTANCES**

Attribute Name	Tag	VR	Value	Presence of Value	Source
Specific Character Set	(0008,0005)	CS	Refer to Section 6	ANAP	CONF I G
Instance Creation Date	(0008,0012)	DA		ANAP	CONF I G
Instance Creation Time	(0008,0013)	TM		ANAP	CONF I G
Instance Creator UID	(0008,0014)	UI		ALWAYS	AUTO
SOP Class UID	(0008,0016)	UI	"1.2.840.10008.5.1.4.1.1.4"	ALWAYS	AUTO
SOP Instance UID	(0008,0018)	UI	Generated by device	ALWAYS	AUTO

Table 8.1-26
MR IMAGE MODULE OF CREATED MR IMAGE SOP INSTANCES

Attribute Name	Tag	VR	Value	Presence of Value	Source
Image Type	(0008,0008)	CS	See Table 8.1-19	ALWAYS	AUTO
Scanning Sequence	(0018,0020)	CS	Enumerated Values: "SE":Spin Echo "IR":Inversion Recovery "GR":Gradient Recalled "EP":Echo Planar Multi-valued, but not all combinations are valid (e.g., "SE¥GR", etc.).	ALWAYS	AUTO
Sequence Variant	(0018,0021)	CS	"NONE"	ALWAYS	AUTO
Scan Options	(0018,0022)	CS	Gating Options: "RG", "CG", "PPG", "RCG", "RPG" Other Options: "PER", "FC", "PFF", "PFP", "SP", "FS"	VNAP	AUTO
MR Acquisition Type	(0018,0023)	CS		VNAP	AUTO
Sequence Name	(0018,0024)	SH		ANAP	AUTO
Repetition Time	(0018,0080)	DS		ALWAYS	AUTO
Echo Time	(0018,0081)	DS		ALWAYS	AUTO
Inversion Time	(0018,0082)	DS		ANAP	AUTO
Number of Averages	(0018,0083)	DS		ALWAYS	AUTO
Imaging Frequency	(0018,0084)	DS		ANAP	AUTO
Imaged Nucleus	(0018,0085)	SH		ANAP	AUTO
Echo Number(s)	(0018,0086)	IS		ALWAYS	AUTO
Magnetic Field Strength	(0018,0087)	DS		ALWAYS	AUTO
Spacing Between Slices	(0018,0088)	DS		ANAP	AUTO
Number of Phase Encoding Steps	(0018,0089)	IS		ANAP	AUTO
Echo Train Length	(0018,0091)	IS		VNAP	AUTO
Percent Phase Field of View	(0018,0094)	DS		ANAP	AUTO
Pixel Bandwidth	(0018,0095)	DS		ANAP	AUTO
Trigger Time	(0018,1060)	DS	CONDITIONAL (Only if Scan Option (0018,0022) include heart gating (RG,CG,PPG,RCG,RPG).)	ANAP	AUTO
Nominal Interval	(0018,1062)	IS		ANAP	AUTO
Low R-R Value	(0018,1081)	IS		ANAP	AUTO
High R-R Value	(0018,1082)	IS		ANAP	AUTO
Intervals Acquired	(0018,1083)	IS		ANAP	AUTO
Heart Rate	(0018,1088)	IS		ANAP	AUTO
Cardiac Number of Images	(0018,1090)	IS		ANAP	AUTO
Trigger Window	(0018,1094)	IS		ANAP	AUTO
Reconstruction Diameter	(0018,1100)	DS		ANAP	AUTO

Receive Coil Name	(0018,1250)	SH		ANAP	AUTO
Transmit Coil Name	(0018,1251)	SH		ANAP	AUTO
Acquisition Matrix	(0018,1310)	US		ANAP	AUTO
In-plane Phase Encoding Direction	(0018,1312)	CS		ANAP	AUTO
Flip Angle	(0018,1314)	DS		ANAP	AUTO
SAR	(0018,1316)	DS		ANAP	AUTO
dB/dt	(0018,1318)	DS		ANAP	AUTO
Temporal Position Identifier	(0020,0100)	IS		ANAP	AUTO
Number of Temporal Positions	(0020,0105)	IS		ANAP	AUTO
Temporal Resolution	(0020,0110)	DS		ANAP	AUTO

Table 8.1-27

OTHER APPLICATION MODULE OF CREATED MR IMAGE SOP INSTANCES

Attribute Name	Tag	VR	Value	Presence of Value	Source
Acquisition Duration	(0018,9073)	FD		ALWAYS	AUTO
Parallel Acquisition	(0018,9077)	CS		ANAP	AUTO
Parallel Acquisition Technique	(0018,9078)	CS		ANAP	AUTO
Private Creator Code	(0029,00xx)	LO	"CANON_MEC_MR3"	VNAP	AUTO
Other Private Data	(0029,xx01)	SQ		VNAP	AUTO
Private Creator Code	(700D,00xx)	LO	"CANON_MEC_MR3"	ANAP	AUTO
Scale Factor	(700D,xx00)	DS		ANAP	AUTO
FOV	(700D,xx05)	DS		ANAP	AUTO
Receiver Gain Correction Check Flag	(700D,xx0C)	CS		ANAP	AUTO
Identification Flag of 3D GDC	(700D,xx20)	SH		ANAP	AUTO
Private Creator Code	(700D,00yy)	LO	"CANON_MEC_MR3^10"	ANAP	AUTO
2nd Flip Angle [degree]	(700D,yy10)	DS		ANAP	AUTO
Acquisition Inner Matrix	(700D,yy11)	US		ANAP	AUTO
MP2RAGE Flag	(700D,yy12)	US		ANAP	AUTO
Inversion efficiency of inversion recovery pulse	(700D,yy13)	FL		ANAP	AUTO
Number of dummy shot	(700D,yy14)	SL		ANAP	AUTO
FFE total repetition time[s]	(700D,yy15)	FL		ANAP	AUTO
PAS Name	(700D,yy16)	LO		ANAP	AUTO
Intended Processing	(700D,yy17)	LT		ANAP	AUTO
Scanned Orientation IDs	(700D,yy18)	SS		ANAP	AUTO
PAS Reproduct Information	(700D,yy19)	OB		ALWAYS	AUTO
ASTAR Inversion Time	(700D,yy1A)	DS		ANAP	AUTO

Saturation Recovery Time	(700D,yy1B)	DS		ANAP	AUTO
--------------------------	-------------	----	--	------	------

Table 8.1-28

MR PULSE SEQUENCE MODULE OF CREATED MR IMAGE SOP INSTANCES

Attribute Name	Tag	VR	Value	Presence of Value	Source
Arterial Spin Labeling Contrast	(0018,9250)	CS	"PULSED" or "PSEUDOCONTINUOUS"	ANAP	AUTO

Table 8.1-29

MR ARTERIAL SPIN LABELING MACRO ATTRIBUTES OF CREATED MR IMAGE SOP INSTANCES

Attribute Name	Tag	VR	Value	Presence of Value	Source
MR Arterial Spin Labeling Sequence	(0018,9251)	SQ		ALWAYS	AUTO
>ASL Technique Description	(0018,9252)	LO	"ASTAR" or "pCASL"	VNAP	AUTO
>ASL Context	(0018,9257)	CS		VNAP	AUTO
>ASL Slab Sequence	(0018,9260)	SQ		VNAP	AUTO
>>ASL Slab Number	(0018,9253)	US	"1"	ALWAYS	AUTO
>>ASL Pulse Train Duration	(0018,9258)	UL		ALWAYS	AUTO

Table 8.1-30

MR VELOCITY ENCODING MACRO OF CREATED MR IMAGE SOP INSTANCES

Attribute Name	Tag	VR	Value	Presence of Value	Source
MR Velocity Encoding Sequence	(0018,9197)	SQ		VNAP	AUTO
>Velocity Encoding Direction	(0018,9090)	FD		VNAP	AUTO
>Velocity Encoding Minimum Value	(0018,9091)	FD		VNAP	AUTO
>Velocity Encoding Maximum Value	(0018,9217)	FD		VNAP	AUTO

Table 8.1-31

OVERLAY PLANE MODULE ATTRIBUTES OF CREATED MR IMAGE SOP INSTANCES

Attribute Name	Tag	VR	Value	Presence of Value	Source
Overlay Rows	(60xx,0010)	US		ALWAYS	AUTO
Overlay Columns	(60xx,0011)	US		ALWAYS	AUTO
Number of Frames in Overlay	(60xx,0015)	IS	"1"	ALWAYS	AUTO
Overlay Type	(60xx,0040)	CS	"G"	ALWAYS	AUTO
Overlay Origin	(60xx,0050)	SS	"1≠1"	ALWAYS	AUTO
Image Frame Origin	(60xx,0051)	US	"1"	ANAP	AUTO

Overlay Bits Allocated	(60xx,0100)	US	"1"	ALWAYS	AUTO
Overlay Bit Position	(60xx,0102)	US	"0"	ALWAYS	AUTO
Overlay Data	(60xx,3000)	OW		ALWAYS	AUTO

**Table 8.1-32
RESCALE MODULE ATTRIBUTES OF CREATED MR IMAGE SOP INSTANCES**

Attribute Name	Tag	VR	Value	Presence of Value	Source
Rescale Intercept	(0028,1052)	DS	"0"	ALWAYS	AUTO
Rescale Slope	(0028,1053)	DS		ALWAYS	AUTO

8.1.1.8 SC Image Modules

Table 8.1-33
SC EQUIPMENT MODULE OF CREATED SC IMAGE SOP INSTANCES

Attribute Name	Tag	VR	Value	Presence of Value	Source
Modality	(0008,0060)	CS	"MR"	ALWAYS	AUTO
Conversion Type	(0008,0064)	CS	"WSD"	ALWAYS	AUTO
Secondary Capture Device ID	(0018,1010)	LO		ANAP	AUTO
Secondary Capture Device Manufacturer	(0018,1016)	LO		ANAP	AUTO
Secondary Capture Device Manufacturer's Model Name	(0018,1018)	LO		ANAP	AUTO
Secondary Capture Device Software Versions	(0018,1019)	LO		ANAP	AUTO

Table 8.1-34
GENERAL REFERENCE MODULE OF CREATED SC IMAGE SOP INSTANCES

Attribute Name	Tag	VR	Value	Presence of Value	Source
Source Image Sequence	(0008,2112)	SQ		ANAP	AUTO
>Referenced SOP Class UID	(0008,1150)	UI		ANAP	AUTO
>Referenced SOP Instance UID	(0008,1155)	UI		ANAP	AUTO
>Spatial Locations Preserved	(0028,135A)	CS	"YES"	ANAP	AUTO

Table 8.1-35
IMAGE PIXEL MODULE OF CREATED SC IMAGE SOP INSTANCES

Attribute Name	Tag	VR	Value	Presence of Value	Source
Samples per Pixel	(0028,0002)	US	1 or 3	ALWAYS	AUTO
Photometric Interpretation	(0028,0004)	CS	"MONOCHROME2" or "RGB"	ALWAYS	AUTO
Planar Configuration	(0028,0006)	US	0	ANAP	AUTO
Rows	(0028,0010)	US		ALWAYS	AUTO
Columns	(0028,0011)	US		ALWAYS	AUTO
Bits Allocated	(0028,0100)	US	16 or 8	ALWAYS	AUTO
Bits Stored	(0028,0101)	US	16 or 8	ALWAYS	AUTO
High Bit	(0028,0102)	US	15 or 7	ALWAYS	AUTO
Pixel Representation	(0028,0103)	US	1	ALWAYS	AUTO
Pixel Data	(7FE0,0010)	OB or OW		ALWAYS	AUTO

Table 8.1-36
SC IMAGE MODULE OF CREATED SC IMAGE SOP INSTANCES

Attribute Name	Tag	VR	Value	Presence of Value	Source
Date of Secondary Capture	(0018,1012)	DA		ANAP	AUTO
Time of Secondary Capture	(0018,1014)	TM		ANAP	AUTO

**Table 8.1-37
VOI/LUT MODULE OF CREATED SC IMAGE SOP INSTANCES**

Attribute Name	Tag	VR	Value	Presence of Value	Source
Window Center	(0028,1050)	DS		ANAP	USER or AUTO
Window Width	(0028,1051)	DS		ANAP	USER or AUTO

**Table 8.1-38
SOP COMMON MODULE OF CREATED SC IMAGE SOP INSTANCES**

Attribute Name	Tag	VR	Value	Presence of Value	Source
Specific Character Set	(0008,0005)	CS	Refer to Section 6	ANAP	CONFIG
SOP Class UID	(0008,0016)	UI	"1.2.840.10008.5.1.4.1.1.7"	ALWAYS	AUTO
SOP Instance UID	(0008,0018)	UI	Generated by device	ALWAYS	AUTO

8.1.1.9 Enhanced MR Image Modules

Table 8.1-39
MR SERIES MODULE OF CREATED ENHANCED MR IMAGE SOP INSTANCES

Attribute Name	Tag	VR	Value	Presence of Value	Source
Modality	(0008,0060)	CS	"MR"	ALWAYS	AUTO
Referenced Performed Procedure Step Sequence	(0008,1111)	SQ		ANAP	AUTO
>Referenced SOP Class UID	(0008,1150)	UI		ANAP	AUTO
>Referenced SOP Instance UID	(0008,1155)	UI		ANAP	AUTO

Table 8.1-40
SYNCHRONIZATION MODULE OF CREATED ENHANCED MR IMAGE SOP INSTANCES

Attribute Name	Tag	VR	Value	Presence of Value	Source
Trigger Source or Type	(0018,1061)	LO		Not Set	
Synchronization Trigger	(0018,106A)	CS		ALWAYS	AUTO
Synchronization Channel	(0018,106C)	US		Not Set	
Acquisition Time Synchronized	(0018,1800)	CS		ALWAYS	AUTO
Time Source	(0018,1801)	SH		Not Set	
Time Distribution Protocol	(0018,1802)	CS		Not Set	
NTP Source Address	(0018,1803)	LO		Not Set	
Synchronization Frame of Reference UID	(0020,0200)	UI		ALWAYS	AUTO

Table 8.1-41
ENHANCED GENERAL EQUIPMENT MODULE OF CREATED ENHANCED MR IMAGE SOP INSTANCES

Attribute Name	Tag	VR	Value	Presence of Value	Source
Manufacturer	(0008,0070)	LO	"CANON_MEC_MR3"	ALWAYS	AUTO
Institution Name	(0008,0080)	LO		ANAP	CONFIG
Institution Address	(0008,0081)	ST		ANAP	CONFIG
Station Name	(0008,1010)	SH		ANAP	CONFIG
Manufacturer's Model Name	(0008,1090)	LO		ALWAYS	AUTO
Device Serial Number	(0018,1000)	LO		ALWAYS	AUTO
Software Versions	(0018,1020)	LO		ALWAYS	AUTO

Table 8.1-42

ENHANCED CONTRAST/BOLUS MODULE OF CREATED ENHANCED MR IMAGE SOP INSTANCES

Attribute Name	Tag	VR	Value	Presence of Value	Source
Contrast/Bolus Agent Sequence	(0018,0012)	SQ		ANAP	AUTO
>Code Value	(0008,0100)	SH		ANAP	AUTO
>Coding Scheme Designator	(0008,0102)	SH		ANAP	AUTO
>Coding Scheme Version	(0008,0103)	SH		Not Set	
>Code Meaning	(0008,0104)	LO		ANAP	AUTO
>Contrast/Bolus Administration Route Sequence	(0018,0014)	SQ		ANAP	AUTO
>>Code Value	(0008,0100)	SH		ANAP	AUTO
>>Coding Scheme Designator	(0008,0102)	SH		ANAP	AUTO
>>Coding Scheme Version	(0008,0103)	SH		Not Set	
>>Code Meaning	(0008,0104)	LO		ANAP	AUTO
>Contrast/Bolus Volume	(0018,1041)	DS	Length=0	EMPTY	AUTO
>Contrast/Bolus Ingredient Concentration	(0018,1049)	DS	Length=0	EMPTY	AUTO
>Contrast/Bolus Agent Number	(0018,9337)	US		ANAP	AUTO
>Contrast/Bolus Ingredient Code Sequence	(0018,9338)	SQ	Length=0	EMPTY	AUTO
>Contrast Administration Profile Sequence	(0018,9340)	SQ		Not Set	
>>Contrast/Bolus Volume	(0018,1041)	DS		Not Set	
>>Contrast/Bolus Start Time	(0018,1042)	TM		Not Set	
>>Contrast/Bolus Stop Time	(0018,1043)	TM		Not Set	
>>Contrast Flow Rate	(0018,1046)	DS		Not Set	
>>Contrast Flow Duration	(0018,1047)	DS		Not Set	
>Contrast/Bolus Ingredient Opaque	(0018,9425)	CS		Not Set	

Table 8.1-43
MULTI-FRAME FUNCTIONAL GROUP MODULE OF CREATED ENHANCED MR IMAGE SOP
INSTANCES/MR SPECTROSCOPY SOP INSTANCES

Attribute Name	Tag	VR	Value	Presence of Value	Source
Shared Functional Groups Sequence	(5200,9229)	SQ	See Table 8.1-44	ALWAYS	AUTO
Per-frame Functional Groups Sequence	(5200,9230)	SQ	See Table 8.1-44	ALWAYS	AUTO
Content Date	(0008,0023)	DA		ALWAYS	AUTO
Content Time	(0008,0033)	TM		ALWAYS	AUTO
Instance Number	(0020,0013)	IS		ALWAYS	AUTO
Number of Frames	(0028,0008)	IS		ALWAYS	AUTO

Table 8.1-44
MULTI-FRAME FUNCTIONAL GROUP MACROS

Functional Group Macro	Section	Presence of Module For Enhanced MR Image	Presence of Module For MR Spectroscopy
Pixel Measures	Table 8.1-45	M	M
Frame Content	Table 8.1-46	M	M
Plan Position	Table 8.1-47	M	M
Plane Orientation	Table 8.1-48	M	M
Referenced Image	Table 8.1-49	C	C
Derivation Image	Table 8.1-50	C	C
Cardiac Synchronization	Table 8.1-51	C	C
Frame Anatomy	Table 8.1-52	M	M
Pixel value Transformation	Table 8.1-53	M	M
Frame VOI LUT	Table 8.1-54	U	Not Used
Real World Value Mapping	Table 8.1-55	Not Used	Not Used
Contrast/Bolus Usage	Table 8.1-56	C	C
Respiratory Synchronization		Not Used	Not Used
MR Image Frame Type	Table 8.1-57	M	Not Used
MR Spectroscopy Frame Type Macro	Table 8.1-71	Not Used	M
MR Timing and Related Parameters	Table 8.1-58	C	C
MR FOV/Geometry	Table 8.1-59	C	Not Used
MR Spectroscopy FOV/Geometry Macro	Table 8.1-70	Not Used	C
MR Echo	Table 8.1-60	C	C
MR Modifier	Table 8.1-61	C	C
MR Imaging Modifier	Table 8.1-62	C	Not Used
MR Receive Coil	Table 8.1-63	C	C
MR Transmit Coil	Table 8.1-64	C	C
MR Diffusion	Table 8.1-65	C	Not Used
MR Averages	Table 8.1-66	C	C

MR Spatial Saturation	Table 8.1-67	C	C
MR Metabolite Map	Table 8.1-68	Not Used	Not Used
MR Velocity Encoding	Table 8.1-69	C	Not Used

**Table 8.1-45
PIXEL MEASURES MACRO OF CREATED ENHANCED MR IMAGE SOP INSTANCES**

Attribute Name	Tag	VR	Value	Presence of Value	Source
Pixel Measures Sequence	(0028,9110)	SQ		ALWAYS	AUTO
>Slice Thickness	(0018,0050)	DS		ALWAYS	AUTO
>Pixel Spacing	(0028,0030)	DS		ALWAYS	AUTO

**Table 8.1-46
FRAME CONTENT MACRO OF CREATED ENHANCED MR IMAGE SOP INSTANCES**

Attribute Name	Tag	VR	Value	Presence of Value	Source
Frame Content Sequence	(0020,9111)	SQ		ALWAYS	AUTO
Frame Acquisition DateTime	(0018,9074)	DT		VNAP	AUTO
Frame Reference DateTime	(0018,9151)	DT		VNAP	AUTO
>Respiratory Cycle Position	(0018,9214)	CS		Not Set	
>Frame Acquisition Duration	(0018,9220)	FD		VNAP	AUTO
>Cardiac Cycle Position	(0018,9236)	CS		Not Set	
>Stack ID	(0020,9056)	SH		ANAP	AUTO
>In-Stack Position Number	(0020,9057)	UL		ANAP	AUTO
>Temporal Position Index	(0020,9128)	UL		ANAP	AUTO
>Frame Acquisition Number	(0020,9156)	US		Not Set	
>Dimension Index Values	(0020,9157)	UL		ANAP	AUTO
>Frame Comments	(0020,9158)	LT		ANAP	AUTO

**Table 8.1-47
PIXEL POSITION MACRO OF CREATED ENHANCED MR IMAGE SOP INSTANCES**

Attribute Name	Tag	VR	Value	Presence of Value	Source
Plane Position Sequence	(0020,9113)	SQ		ALWAYS	AUTO
> Image Position (Patient)	(0020,0032)	DS		ALWAYS	AUTO

Table 8.1-48

PLANE ORIENTATION MACRO OF CREATED ENHANCED MR IMAGE SOP INSTANCES

Attribute Name	Tag	VR	Value	Presence of Value	Source
Plane Orientation Sequence	(0020,9116)	SQ		ALWAYS	AUTO
> Image Orientation (Patient)	(0020,0037)	DS		ALWAYS	AUTO

Table 8.1-49

REFERENCED IMAGE MACRO OF CREATED ENHANCED MR IMAGE SOP INSTANCES

Attribute Name	Tag	VR	Value	Presence of Value	Source
Referenced Image Sequence	(0008,1140)	SQ		ANAP	AUTO
>Referenced SOP Class UID	(0008,1150)	UI		ANAP	AUTO
>Referenced SOP Instance UID	(0008,1155)	UI		ANAP	AUTO
>Referenced Frame Number	(0008,1160)	IS		ANAP	AUTO
>Purpose of Reference Code Sequence	(0040,A170)	SQ		ANAP	AUTO
>>Code Value	(0008,0100)	SH		Not Set	
>>Coding Scheme Designator	(0008,0102)	SH		Not Set	
>>Coding Scheme Version	(0008,0103)	SH		Not Set	
>>Code Meaning	(0008,0104)	LO		Not Set	

**Table 8.1-50
DERIVATION IMAGE MACRO OF CREATED ENHANCED MR IMAGE SOP INSTANCES**

Attribute Name	Tag	VR	Value	Presence of Value	Source
Derivation Image Sequence	(0008,9124)	SQ		EMPTY	AUTO
>Derivation Description	(0008,2111)	ST		ANAP	AUTO
>Source Image Sequence	(0008,2112)	SQ		ANAP	AUTO
>>Referenced SOP Class UID	(0008,1150)	UI		ANAP	AUTO
>>Referenced SOP Instance UID	(0008,1155)	UI		ANAP	AUTO
>>Referenced Frame Number	(0008,1160)	IS		ANAP	AUTO
>>Purpose of Reference Code Sequence	(0040,A170)	SQ		ANAP	AUTO
>>>Code Value	(0008,0100)	SH		ANAP	
>>>Coding Scheme Designator	(0008,0102)	SH		ANAP	
>>>Coding Scheme Version	(0008,0103)	SH		ANAP	
>>>Code Meaning	(0008,0104)	LO		ANAP	
>Derivation Code Sequence	(0008,9215)	SQ		ANAP	AUTO
>>Code Value	(0008,0100)	SH		ANAP	
>>Coding Scheme Designator	(0008,0102)	SH		ANAP	
>>Coding Scheme Version	(0008,0103)	SH		ANAP	
>>Code Meaning	(0008,0104)	LO		ANAP	

**Table 8.1-51
CARDIAC SYNCHRONIZATION MACRO OF CREATED ENHANCED MR IMAGE SOP INSTANCES**

Attribute Name	Tag	VR	Value	Presence of Value	Source
Cardiac Synchronization Sequence	(0018,9118)	SQ		VNAP	AUTO
Nominal Cardiac Trigger Delay Time	(0020,9153)	FD		VNAP	AUTO

**Table 8.1-52
FRAME ANATOMY MACRO OF CREATED ENHANCED MR IMAGE SOP INSTANCES**

Attribute Name	Tag	VR	Value	Presence of Value	Source
Frame Anatomy Sequence	(0020,9071)	SQ		EMPTY	AUTO

>Anatomic Region Sequence	(0008,2218)	SQ		EMPTY	AUTO
>Frame Laterality	(0020,9072)	CS		ANAP	AUTO

Table 8.1-53

PIXEL VALUE TRANSFORMATION MACRO OF CREATED ENHANCED MR IMAGE SOP INSTANCES

Attribute Name	Tag	VR	Value	Presence of Value	Source
Pixel Value Transformation Sequence	(0028,9145)	SQ		ALWAYS	AUTO
>Rescale Intercept	(0028,1052)	DS	0	ALWAYS	AUTO
>Rescale Slope	(0028,1053)	DS	1	ALWAYS	AUTO
>Rescale Type	(0028,1054)	LO	"US"	ALWAYS	AUTO

Table 8.1-54

FRAME VOI LUT MACRO OF CREATED ENHANCED MR IMAGE SOP INSTANCES

Attribute Name	Tag	VR	Value	Presence of Value	Source
Frame VOI LUT Sequence	(0028,9132)	SQ		VNAP	AUTO
> Window Center	(0028,1050)	DS		VNAP	AUTO
> Window Width	(0028,1051)	DS		VNAP	AUTO

Table 8.1-55

REAL WORLD VALUE MAPPING MACRO OF CREATED ENHANCED MR IMAGE SOP INSTANCES

Attribute Name	Tag	VR	Value	Presence of Value	Source
Real World Value Mapping Sequence	(0040,9096)	SQ		Not Set	
>LUT Explanation	(0028,3003)	LO		Not Set	
>Measurement Units Code Sequence	(0040,08EA)	SQ		Not Set	
>LUT Label	(0040,9210)	SH		Not Set	
>Real World Value Last Value Mapped	(0040,9211)	US		Not Set	
>Real World Value LUT Data	(0040,9212)	FD		Not Set	
>Real World Value First Value Mapped	(0040,9216)	US		Not Set	
>Real World Value Intercept	(0040,9224)	FD		Not Set	
>Real World Value Slope	(0040,9225)	FD		Not Set	

**Table 8.1-56
CONTRAST/BOLUS USAGE MACRO OF CREATED ENHANCED MR IMAGE SOP INSTANCES**

Attribute Name	Tag	VR	Value	Presence of Value	Source
Contrast/Bolus Usage Sequence	(0018,9341)	SQ		ANAP	AUTO
>Contrast/Bolus Agent Number	(0018,9337)	US	"1"	ANAP	AUTO
>Contrast/Bolus Agent Administered	(0018,9342)	CS		ANAP	AUTO
>Contrast/Bolus Agent Detected	(0018,9343)	CS		VNAP	AUTO
>Contrast/Bolus Agent Phase	(0018,9344)	CS		Not Set	

**Table 8.1-57
MR IMAGE FRAME TYPE MACRO OF CREATED ENHANCED MR IMAGE SOP INSTANCES**

Attribute Name	Tag	VR	Value	Presence of Value	Source
MR Image Frame Type Sequence	(0018,9226)	SQ		ALWAYS	AUTO
>Frame Type	(0008,9007)	CS		ALWAYS	AUTO
>Pixel Presentation	(0008,9205)	CS	"MONOCHROME"	ALWAYS	AUTO
>Volumetric Properties	(0008,9206)	CS		ALWAYS	AUTO
>Volume Based Calculation Technique	(0008,9207)	CS	"NONE"	ALWAYS	AUTO
>Complex Image Component	(0008,9208)	CS		ALWAYS	AUTO
>Acquisition Contrast	(0008,9209)	CS		ALWAYS	AUTO

**Table 8.1-58
MR TIMING AND RELATED PARAMETERS MACRO OF CREATED ENHANCED MR IMAGE SOP
INSTANCES**

Attribute Name	Tag	VR	Value	Presence of Value	Source
MR Timing and Related Parameters Sequence	(0018,9112)	SQ		VNAP	AUTO
>Repetition Time	(0018,0080)	DS		VNAP	AUTO
>Echo Train Length	(0018,0091)	IS		VNAP	AUTO
>Flip Angle	(0018,1314)	DS		VNAP	AUTO
>Operating Mode Sequence	(0018,9176)	SQ		VNAP	AUTO
>>Operating Mode Type	(0018,9177)	CS		ALWAYS	AUTO
>>Operating Mode	(0018,9178)	CS		ALWAYS	AUTO
>Gradient Output Type	(0018,9180)	CS		VNAP	AUTO
>Gradient Output	(0018,9182)	FD		VNAP	AUTO
>Specific Absorption Rate Sequence	(0018,9239)	SQ		VNAP	AUTO
>>Specific Absorption Rate Definition	(0018,9179)	CS		ALWAYS	AUTO
>>Specific Absorption Rate Value	(0018,9181)	FD		ALWAYS	AUTO
>RF Echo Train Length	(0018,9240)	US		VNAP	AUTO
>Gradient Echo Train Length	(0018,9241)	US		VNAP	AUTO

**Table 8.1-59
MR FOV/GEOMETRY MACRO OF CREATED ENHANCED MR IMAGE SOP INSTANCES**

Attribute Name	Tag	VR	Value	Presence of Value	Source
MR FOV/Geometry Sequence	(0018,9125)	SQ		VNAP	AUTO
>Percent Sampling	(0018,0093)	DS		VNAP	AUTO
>Percent Phase Field of View	(0018,0094)	DS		VNAP	AUTO
>In-plane Phase Encoding Direction	(0018,1312)	CS		VNAP	AUTO
>MR Acquisition Frequency Encoding Steps	(0018,9058)	US		VNAP	AUTO
>MR Acquisition Phase Encoding Steps in-plane	(0018,9231)	US		VNAP	AUTO
>MR Acquisition Phase Encoding Steps out-of-plane	(0018,9232)	US		VNAP	AUTO

Table 8.1-60
MR ECHO MACRO OF CREATED ENHANCED MR IMAGE SOP INSTANCES

Attribute Name	Tag	VR	Value	Presence of Value	Source
MR Echo Sequence	(0018,9114)	SQ		VNAP	AUTO
>Effective Echo Time	(0018,9082)	FD		VNAP	AUTO

Table 8.1-61
MR MODIFIER MACRO OF CREATED ENHANCED MR IMAGE SOP INSTANCES

Attribute Name	Tag	VR	Value	Presence of Value	Source
MR Modifier Sequence	(0018,9115)	SQ		VNAP	AUTO
>Inversion Recovery	(0018,9009)	CS		VNAP	AUTO
>Flow Compensation	(0018,9010)	CS		VNAP	AUTO
>Spoiling	(0018,9016)	CS		VNAP	AUTO
>T2 Preparation	(0018,9021)	CS		VNAP	AUTO
>Spectrally Selected Excitation	(0018,9026)	CS		VNAP	AUTO
>Spatial Pre-saturation	(0018,9027)	CS		VNAP	AUTO
>Partial Fourier Direction	(0018,9036)	CS		VNAP	AUTO
>Parallel Reduction Factor In-plane	(0018,9069)	FD		VNAP	AUTO
>Parallel Acquisition	(0018,9077)	CS		VNAP	AUTO
>Parallel Acquisition Technique	(0018,9078)	CS		VNAP	AUTO
>Inversion Times	(0018,9079)	FD		VNAP	AUTO
>Partial Fourier	(0018,9081)	CS		VNAP	AUTO
Parallel Reduction Factor out-of-plane	(0018,9155)	FD		VNAP	AUTO
>Parallel Reduction Factor Second In-plane	(0018,9168)	FD		Not Set	
>Flow Compensation Direction	(0018,9183)	CS		VNAP	AUTO

Table 8.1-62
MR IMAGING MODIFIER MACRO OF CREATED ENHANCED MR IMAGE SOP INSTANCES

Attribute Name	Tag	VR	Value	Presence of Value	Source
MR Imaging Modifier Sequence	(0018,9006)	SQ		VNAP	AUTO
>Tag Angle First Axis	(0018,9019)	FD		ANAP	AUTO
>Magnetization Transfer	(0018,9020)	CS	"NONE"	VNAP	AUTO
>Blood Signal Nulling	(0018,9022)	CS	"NO"	VNAP	AUTO
>Tagging	(0018,9028)	CS	"NONE"	VNAP	AUTO
>Tag Spacing First Dimension	(0018,9030)	FD		ANAP	AUTO
>Tag Thickness	(0018,9035)	FD		ANAP	AUTO
> Pixel Bandwidth	(0018,0095)	DS		VNAP	AUTO
>Transmitter Frequency	(0018,9098)	FD		VNAP	AUTO
>Tagging Delay	(0018,9184)	FD		ANAP	AUTO
>Tag Spacing Second Dimension	(0018,9218)	FD		ANAP	AUTO
>Tag Angle Second Axis	(0018,9219)	SS		ANAP	AUTO

Table 8.1-63
MR RECEIVE COIL MACRO OF CREATED ENHANCED MR IMAGE SOP INSTANCES

Attribute Name	Tag	VR	Value	Presence of Value	Source
MR Receive Coil Sequence	(0018,9042)	SQ		VNAP	AUTO
>Receive Coil Name	(0018,1250)	SH		VNAP	AUTO
>Receive Coil Manufacturer Name	(0018,9041)	LO		ALWAYS	AUTO
>Receive Coil Type	(0018,9043)	CS		VNAP	AUTO
>Quadrature Receive Coil	(0018,9044)	CS		VNAP	AUTO

Table 8.1-64
MR TRANSMIT COIL MACRO OF CREATED ENHANCED MR IMAGE SOP INSTANCES

Attribute Name	Tag	VR	Value	Presence of Value	Source
MR Transmit Coil Sequence	(0018,9049)	SQ		VNAP	AUTO
>Transmit Coil Name	(0018,1251)	SH		VNAP	AUTO
>Transmit Coil Manufacturer Name	(0018,9050)	LO		ALWAYS	AUTO
>Transmit Coil Type	(0018,9051)	CS		VNAP	AUTO

**Table 8.1-65
MR DIFFUSION MACRO OF CREATED ENHANCED MR IMAGE SOP INSTANCES**

Attribute Name	Tag	VR	Value	Presence of Value	Source
MR Diffusion Sequence	(0018,9117)	SQ		VNAP	AUTO
>Diffusion Directionality	(0018,9075)	CS		VNAP	AUTO
>Diffusion Gradient Direction Sequence	(0018,9076)	SQ		ANAP	AUTO
>>Diffusion Gradient Orientation	(0018,9089)	FD		ANAP	AUTO
>Diffusion b-value	(0018,9087)	FD		VNAP	AUTO
>Diffusion Anisotropy Type	(0018,9147)	CS		ANAP	AUTO

**Table 8.1-66
MR AVERAGES MACRO OF CREATED ENHANCED MR IMAGE SOP INSTANCES**

Attribute Name	Tag	VR	Value	Presence of Value	Source
MR Averages Sequence	(0018,9119)	SQ		VNAP	AUTO
>Number of Averages	(0018,0083)	DS		VNAP	AUTO

**Table 8.1-67
MR SPATIAL SATURATION MACRO OF CREATED ENHANCED MR IMAGE SOP INSTANCES**

Attribute Name	Tag	VR	Value	Presence of Value	Source
MR Spatial Saturation Sequence	(0018,9107)	SQ		EMPTY	AUTO
>Slab Thickness	(0018,9104)	FD		ANAP	AUTO
>Slab Orientation	(0018,9105)	FD		ANAP	AUTO
>Mid Slab Position	(0018,9106)	FD		ANAP	AUTO

Table 8.1-68
MR METABOLITE MAP MACRO OF CREATED ENHANCED MR IMAGE SOP INSTANCES

Attribute Name	Tag	VR	Value	Presence of Value	Source
MR Metabolite Map Sequence	(0018,9152)	SQ		Not Set	
>Metabolite Map Description	(0018,9080)	ST		Not Set	
Metabolite Map Code Sequence	(0018,9083)	SQ		Not Set	
>>Code Value	(0008,0100)	SH		Not Set	
>>Coding Scheme Designator	(0008,0102)	SH		Not Set	
>>Coding Scheme Version	(0008,0103)	SH		Not Set	
>>Code Meaning	(0008,0104)	LO		Not Set	
>Chemical Shift Sequence	(0018,9084)	SQ		Not Set	
>>Chemical Shift Minimum Integration Limit in ppm	(0018,9295)	FD		Not Set	
>>Chemical Shift Maximum Integration Limit in ppm	(0018,9296)	FD		Not Set	

Table 8.1-69
MR VELOCITY ENCODING MACRO OF CREATED ENHANCED MR IMAGE SOP INSTANCES

Attribute Name	Tag	VR	Value	Presence of Value	Source
MR Velocity Encoding Sequence	(0018,9197)	SQ		VNAP	AUTO
>Velocity Encoding Direction	(0018,9090)	FD		VNAP	AUTO
>Velocity Encoding Minimum Value	(0018,9091)	FD		VNAP	AUTO
>Velocity Encoding Maximum Value	(0018,9217)	FD		VNAP	AUTO

Table 8.1-70
MR SPECTROSCOPY FRAME TYPE MACRO OF CREATED MR SPECTROSCOPY SOP INSTANCES

Attribute Name	Tag	VR	Value	Presence of Value	Source
MR Spectroscopy Frame Type Sequence	(0018,9227)	SQ		ALWAYS	AUTO
>Frame Type	(0008,9007)	CS		ALWAYS	AUTO
>Volumetric Properties	(0008,9206)	CS		ALWAYS	AUTO
>Volume Based Calculation Technique	(0008,9207)	CS	"NONE"	ALWAYS	AUTO
>Complex Image Component	(0008,9208)	CS		ALWAYS	AUTO
>Acquisition Contrast	(0008,9209)	CS		ALWAYS	AUTO

Table 8.1-71
MR SPECTROSCOPY FOV/GEOMETRY MACRO OF CREATED MR SPECTROSCOPY SOP INSTANCES

Attribute Name	Tag	VR	Value	Presence of Value	Source
MR Spectroscopy FOV/Geometry Sequence	(0018,9103)	SQ		VNAP	AUTO
Spectroscopy Acquisition Data Columns	(0018,9127)	UL		VNAP	AUTO
Pixel Bandwidth	(0018,0095)	DS		VNAP	AUTO
Spectroscopy Acquisition Phase Columns	(0018,9234)	UL		VNAP	AUTO
Spectroscopy Acquisition Out-of-plane Phase Steps	(0018,9159)	UL		VNAP	AUTO
>Percent Sampling	(0018,0093)	DS		VNAP	AUTO
>Percent Phase Field of View	(0018,0094)	DS		VNAP	AUTO

Table 8.1-72
MULTI-FRAME DIMENSION MODULE OF CREATED ENHANCED MR IMAGE SOP INSTANCES

Attribute Name	Tag	VR	Value	Presence of Value	Source
Dimension Organization Sequence	(0020,9221)	SQ		VNAP	AUTO
>Dimension Organization UID	(0020,9164)	UI		ALWAYS	AUTO
Dimension Index Sequence	(0020,9222)	SQ		VNAP	AUTO
>Dimension Organization UID	(0020,9164)	UI		ANAP	AUTO
>Dimension Index Pointer	(0020,9165)	AT		ALWAYS	AUTO
>Functional Group Pointer	(0020,9167)	AT		ANAP	AUTO
>Dimension Index Private Creator	(0020,9213)	LO		Not Set	
>Functional Group Private Creator	(0020,9238)	LO		Not Set	

Table 8.1-73
CARDIAC SYNCHRONIZATION MODULE OF CREATED ENHANCED MR IMAGE SOP INSTANCES

Attribute Name	Tag	VR	Value	Presence of Value	Source
Low R-R Value	(0018,1081)	IS		VNAP	AUTO
High R-R Value	(0018,1082)	IS		VNAP	AUTO
Intervals Acquired	(0018,1083)	IS		VNAP	AUTO
Intervals Rejected	(0018,1084)	IS		VNAP	AUTO
Cardiac Framing Type	(0018,1064)	LO		VNAP	AUTO
Cardiac Synchronization Technique	(0018,9037)	CS		VNAP	AUTO
Cardiac Beat Rejection Technique	(0018,9169)	CS		VNAP	AUTO
Cardiac R-R Interval Specified	(0018,9070)	FD		VNAP	AUTO
Cardiac Signal Source	(0018,9085)	CS		VNAP	AUTO

Table 8.1-74
RESPIRATORY SYNCHRONIZATION MODULE OF CREATED ENHANCED MR IMAGE SOP INSTANCES

Attribute Name	Tag	VR	Value	Presence of Value	Source
Respiratory Motion Compensation Technique	(0018,9170)	CS		VNAP	AUTO
Respiratory Signal Source	(0018,9171)	CS		ANAP	AUTO
Respiratory Trigger Type	(0020,9250)	CS		ANAP	AUTO
Respiratory Trigger Delay Threshold	(0020,9256)	FD		VNAP	AUTO

Table 8.1-75
BULK MOTION SYNCHRONIZATION MODULE OF CREATED ENHANCED MR IMAGE SOP
INSTANCES

Attribute Name	Tag	VR	Value	Presence of Value	Source
Bulk Motion Compensation Technique	(0018,9172)	CS		VNAP	AUTO
Bulk Motion Signal Source	(0018,9173)	CS		VNAP	AUTO

Table 8.1-76
ACQUISITION CONTEXT MODULE OF CREATED ENHANCED MR IMAGE SOP INSTANCES

Attribute Name	Tag	VR	Value	Presence of Value	Source
Acquisition Context Sequence	(0040,0555)	SQ		EMPTY	AUTO
>Measurement Units Code Sequence	(0040,08EA)	SQ		Not Set	
>>Code Value	(0008,0100)	SH		Not Set	
>>Coding Scheme Designator	(0008,0102)	SH		Not Set	
>>Coding Scheme Version	(0008,0103)	SH		Not Set	
>>Code Meaning	(0008,0104)	LO		Not Set	
>Value Type	(0040,A040)	CS		Not Set	
>Concept Name Code Sequence	(0040,A043)	SQ		Not Set	
>>Code Value	(0008,0100)	SH		Not Set	
>>Coding Scheme Designator	(0008,0102)	SH		Not Set	
>>Coding Scheme Version	(0008,0103)	SH		Not Set	
>>Code Meaning	(0008,0104)	LO		Not Set	
>Date	(0040,A121)	DA		Not Set	
>Time	(0040,A122)	TM		Not Set	
>Person Name	(0040,A123)	PN		Not Set	
>Referenced Frame Numbers	(0040,A136)	US		Not Set	
>Text Value	(0040,A160)	UT		Not Set	
>Concept Code Sequence	(0040,A168)	SQ		Not Set	
>>Code Value	(0008,0100)	SH		Not Set	
>>Coding Scheme Designator	(0008,0102)	SH		Not Set	
>>Coding Scheme Version	(0008,0103)	SH		Not Set	
>>Code Meaning	(0008,0104)	LO		Not Set	
>Numeric Value	(0040,A30A)	DS		Not Set	
Acquisition Context Description	(0040,0556)	ST		Not Set	

Table 8.1-77
ENHANCED MR IMAGE MODULE OF CREATED ENHANCED MR IMAGE SOP INSTANCES

Attribute Name	Tag	VR	Value	Presence of Value	Source
Image Type	(0008,0008)	CS		ALWAYS	AUTO
Acquisition DateTime	(0008,002A)	DT		VNAP	AUTO
Referenced Waveform Sequence	(0008,113A)	SQ		Not Set	
Referenced Image Evidence Sequence	(0008,9092)	SQ		Not Set	
Referenced Raw Data Sequence	(0008,9121)	SQ		Not Set	
Source Image Evidence Sequence	(0008,9154)	SQ		Not Set	
Pixel Presentation	(0008,9205)	CS		ALWAYS	AUTO
Volumetric Properties	(0008,9206)	CS		ALWAYS	AUTO
Volume Based Calculation Technique	(0008,9207)	CS		ALWAYS	AUTO
Complex Image Component	(0008,9208)	CS		ALWAYS	AUTO
Acquisition Contrast	(0008,9209)	CS		ALWAYS	AUTO
Referenced Presentation State Sequence	(0008,9237)	SQ		Not Set	
Spacing Between Slices	(0018,0088)	DS		ANAP	AUTO
Content Qualification	(0018,9004)	CS		VNAP	AUTO
k-space Filtering	(0018,9064)	CS		VNAP	AUTO
Acquisition Duration	(0018,9073)	FD		VNAP	AUTO
Magnetic Field Strength	(0018,0087)	DS		VNAP	AUTO
Resonant Nucleus	(0018,9100)	CS		VNAP	AUTO
Applicable Safety Standard Agency	(0018,9174)	CS		VNAP	AUTO
Applicable Safety Standard Description	(0018,9175)	LO		ANAP	AUTO
Acquisition Number	(0020,0012)	IS		VNAP	AUTO
Image Comments	(0020,4000)	LT		ANAP	AUTO
Samples per Pixel	(0028,0002)	US	"1"	ALWAYS	AUTO
Photometric Interpretation	(0028,0004)	CS	"MONOCHROME2"	ALWAYS	AUTO
Bits Allocated	(0028,0100)	US	"16"	ALWAYS	AUTO
Bits Stored	(0028,0101)	US	"16"	ALWAYS	AUTO
High Bit	(0028,0102)	US	"15"	ALWAYS	AUTO
Lossy Image Compression	(0028,2110)	CS	"00"	ALWAYS	AUTO
Lossy Image Compression Ratio	(0028,2112)	DS		ANAP	AUTO
Icon Image Sequence	(0088,0200)	SQ		ANAP	AUTO

Table 8.1-78
MR PULSE SEQUENCE MODULE OF CREATED ENHANCED MR IMAGE SOP INSTANCES

Attribute Name	Tag	VR	Value	Presence of Value	Source
Pulse Sequence Name	(0018,9005)	SH		VNAP	AUTO
Echo Pulse Sequence	(0018,9008)	CS		ALWAYS	AUTO
Multiple Spin Echo	(0018,9011)	CS		VNAP	AUTO
Multi-planar Excitation	(0018,9012)	CS		ALWAYS	AUTO
Phase Contrast	(0018,9014)	CS		ALWAYS	AUTO
Time of Flight Contrast	(0018,9015)	CS		ALWAYS	AUTO
Steady State Pulse Sequence	(0018,9017)	CS		ALWAYS	AUTO
Echo Planar Pulse Sequence	(0018,9018)	CS		ALWAYS	AUTO
MR Acquisition Type	(0018,0023)	CS		ALWAYS	AUTO
Saturation Recovery	(0018,9024)	CS		ALWAYS	AUTO
Spectrally Selected Suppression	(0018,9025)	CS		ALWAYS	AUTO
Oversampling Phase	(0018,9029)	CS		ALWAYS	AUTO
Geometry of k-Space Traversal	(0018,9032)	CS		ALWAYS	AUTO
Segmented k-Space Traversal	(0018,9033)	CS		ALWAYS	AUTO
Rectilinear Phase Encode Reordering	(0018,9034)	CS		ANAP	AUTO
Velocity Encoding Acquisition Sequence	(0018,9092)	SQ		ANAP	AUTO
>Velocity Encoding Direction	(0018,9090)	FD		ANAP	AUTO
Number of k-Space Trajectories	(0018,9093)	US		ALWAYS	AUTO
Coverage of k-Space	(0018,9094)	CS		ANAP	AUTO

Table 8.1-79
SOP COMMON MODULE OF CREATED ENHANCED MR IMAGE SOP INSTANCES

Attribute Name	Tag	VR	Value	Presence of Value	Source
Specific Character Set	(0008,0005)	CS	Refer to Section 6	ANAP	CONFIG
SOP Class UID	(0008,0016)	UI	"1.2.840.10008.5.1.4.1.1.4.1"	ALWAYS	AUTO
SOP Instance UID	(0008,0018)	UI	Generated by device	ALWAYS	AUTO

8.1.1.10 MR Spectroscopy Modules

Table 8.1-80

MR SPECTROSCOPY MODULE OF CREATED MR SPECTROSCOPY SOP INSTANCES

Attribute Name	Tag	VR	Value	Presence of Value	Source
Image Type	(0008,0008)	CS		VNAP	AUTO
Acquisition DateTime	(0008,002A)	DT		VNAP	AUTO
Volumetric Properties	(0008,9206)	CS		VNAP	AUTO
Volume Based Calculation Technique	(0008,9207)	CS		VNAP	AUTO
Complex Image Component	(0008,9208)	CS		VNAP	AUTO
Acquisition Contrast	(0008,9209)	CS		VNAP	AUTO
Magnetic Field Strength	(0018,0087)	DS		VNAP	AUTO
Content Qualification	(0018,9004)	CS		VNAP	AUTO
Spectral Width	(0018,9052)	FD		VNAP	AUTO
Chemical Shift Reference	(0018,9053)	FD		VNAP	AUTO
Volume Localization Technique	(0018,9054)	CS		VNAP	AUTO
De-coupling	(0018,9059)	CS		VNAP	AUTO
De-coupled Nucleus	(0018,9060)	CS		VNAP	AUTO
De-coupling Frequency	(0018,9061)	FD		VNAP	AUTO
De-coupling Method	(0018,9062)	CS		VNAP	AUTO
De-coupling Chemical Shift Reference	(0018,9063)	FD		VNAP	AUTO
k-space Filtering	(0018,9064)	CS		VNAP	AUTO
Time Domain Filtering	(0018,9065)	CS		VNAP	AUTO
Number of Zero Fills	(0018,9066)	US		VNAP	AUTO
Baseline Correction	(0018,9067)	CS		VNAP	AUTO
Acquisition Duration	(0018,9073)	FD		VNAP	AUTO
Applicable Safety Standard Agency	(0018,9174)	CS		VNAP	AUTO
Transmitter Frequency	(0018,9098)	FD		VNAP	AUTO
Resonant Nucleus	(0018,9100)	CS		VNAP	AUTO
Frequency Correction	(0018,9101)	CS		VNAP	AUTO
Volume Localization Sequence	(0018,9126)	SQ		VNAP	AUTO
>Slab Thickness	(0018,9104)	FD		VNAP	AUTO
>Slab Orientation	(0018,9105)	FD		VNAP	AUTO
>Mid Slab Position	(0018,9106)	FD		VNAP	AUTO
First Order Phase Correction	(0018,9198)	CS		VNAP	AUTO
Water Referenced Phase Correction	(0018,9199)	CS		VNAP	AUTO

Table 8.1-81
MR SPECTROSCOPY PULSE SEQUENCE MODULE OF CREATED MR SPECTROSCOPY SOP
INSTANCES

Attribute Name	Tag	VR	Value	Presence of Value	Source
Pulse Sequence Name	(0018,9005)	SH		ALWAYS	AUTO
Echo Pulse Sequence	(0018,9008)	CS		ALWAYS	AUTO
Multiple Spin Echo	(0018,9011)	CS		ALWAYS	AUTO
Multi-planar Excitation	(0018,9012)	CS		ALWAYS	AUTO
Steady State Pulse Sequence	(0018,9017)	CS		ALWAYS	AUTO
Echo Planar Pulse Sequence	(0018,9018)	CS		ANAP	AUTO
Spectrally Selected Suppression	(0018,9025)	CS		ANAP	AUTO
Geometry of k-Space Traversal	(0018,9032)	CS		ANAP	AUTO
Segmented k-Space Traversal	(0018,9033)	CS		ANAP	AUTO
Rectilinear Phase Encode Reordering	(0018,9034)	CS		ANAP	AUTO
Number of k-Space Trajectories	(0018,9093)	US		ANAP	AUTO
Coverage of k-Space	(0018,9094)	CS		ANAP	AUTO
MR Spectroscopy Acquisition Type	(0018,9200)	CS		ALWAYS	AUTO

Table 8.1-82
MR SPECTROSCOPY DATA MODULE OF CREATED MR SPECTROSCOPY SOP INSTANCES

Attribute Name	Tag	VR	Value	Presence of Value	Source
Rows	(0028,0010)	US		ALWAYS	AUTO
Columns	(0028,0011)	US		ALWAYS	AUTO
Data Point Rows	(0028,9001)	UL		ALWAYS	AUTO
Data Point Columns	(0028,9002)	UL		ALWAYS	AUTO
Signal Domain Columns	(0028,9003)	CS		ALWAYS	AUTO
Data Representation	(0028,9108)	CS		ALWAYS	AUTO
Signal Domain Rows	(0028,9235)	CS		ANAP	AUTO
First Order Phase Correction Angle	(5600,0010)	OF		ANAP	AUTO
Spectroscopy Data	(5600,0020)	OF		ALWAYS	AUTO

Table 8.1-83
SOP COMMON MODULE OF CREATED MR SPECTROSCOPY SOP INSTANCES

Attribute Name	Tag	VR	Value	Presence of Value	Source
Specific Character Set	(0008,0005)	CS	Refer to Section 6	ANAP	CONFIG
SOP Class UID	(0008,0016)	UI	"1.2.840.10008.5.1.4.1.1.4.2"	ALWAYS	AUTO
SOP Instance UID	(0008,0018)	UI	Generated by device	ALWAYS	AUTO

Table 8.1-84
PRIVATE APPLICATION MODULE OF CREATED MR SPECTROSCOPY SOP INSTANCES

Attribute Name	Tag	VR	Value	Presence of Value	Source
Private Creator Code	(700D,00xx)	LO	"CANON_MEC_MR3"	ANAP	AUTO
Number of PAC channel	(700D,xx80)	US		ANAP	AUTO
Reference mode	(700D,xx81)	US		ANAP	AUTO
Gain value group for MRS	(700D,xx82)	SQ		ANAP	AUTO
> Gain value of each channel for MRS	(700D,xx83)	FL		ANAP	AUTO
> Phase value of each channel for MRS	(700D,xx84)	FL		ANAP	AUTO
> Reference gain value of each channel for MRS	(700D,xx85)	FL		ANAP	AUTO
> Reference phase value of each channel for MRS	(700D,xx86)	FL		ANAP	AUTO
Receiver gain of reference scan	(700D,xx87)	FL		ANAP	AUTO
Flag of Water Sat pulse	(700D,xx88)	UL		ANAP	AUTO
Selected contrast TE	(700D,xx89)	FL		ANAP	AUTO
Raw Data Set Sequence	(700D,xx8A)	SQ		ANAP	AUTO
>Multi Slice number	(700D,xx8B)	DS		ANAP	AUTO
>Multi Coverage number	(700D,xx8C)	DS		ANAP	AUTO
>Raw Data Sequence	(700D,xx8D)	SQ		ANAP	AUTO
>>Coil Channel No.	(700D,xx8E)	DS		ANAP	AUTO
>>MRS Raw Data	(700D,xx8F)	OB		ANAP	AUTO
>>MRS Ref Raw Data	(700D,xx90)	OF		ANAP	AUTO
>>MRS Raw Data Type	(700D,xx92)	US		ANAP	AUTO
Receiver gain of prescan	(700D,xx91)	FL	in dB	ANAP	AUTO

8.1.1.11 Grayscale Softcopy Presentation State Modules

Table 8.1-85

PRESENTATION SERIES MODULE OF CREATED GRAYSCALE SOFTCOPY PRESENTATION STATE SOP INSTANCES

Attribute Name	Tag	VR	Value	Presence of Value	Source
Modality	(0008,0060)	CS	"PR"	ALWAYS	AUTO

Table 8.1-86

PRESENTATION STATE MODULE OF CREATED GRAYSCALE SOFTCOPY PRESENTATION STATE SOP INSTANCES

Attribute Name	Tag	VR	Value	Presence of Value	Source
Referenced Series Sequence	(0008,1115)	SQ		ALWAYS	AUTO
>Referenced Image Sequence	(0008,1140)	SQ		ALWAYS	AUTO
>>Referenced SOP Class UID	(0008,1150)	UI		ALWAYS	AUTO
>>Referenced SOP Instance UID	(0008,1155)	UI		ALWAYS	AUTO
>Series Instance UID	(0020,000E)	UI		ALWAYS	AUTO
Instance Number	(0020,0013)	IS	Generated by device	ALWAYS	AUTO
Content Label	(0070,0080)	CS	Generated by device	ALWAYS	AUTO
Content Description	(0070,0081)	LO		VNAP	USER
Presentation Creation Date	(0070,0082)	DA	<yyyymmdd>	ALWAYS	AUTO
Presentation Creation Time	(0070,0083)	TM	<hhmmss.frac>	ALWAYS	AUTO
Content Creator's Name	(0070,0084)	PN		VNAP	USER

Table 8.1-87
DISPLAYED AREA MODULE OF CREATED GRAYSCALE SOFTCOPY PRESENTATION STATE SOP
INSTANCES

Attribute Name	Tag	VR	Value	Presence of Value	Source
Displayed Area Selection Sequence	(0070,005A)	SQ		ALWAYS	AUTO
>Referenced Image Sequence	(0008,1140)	SQ		ANAP	AUTO
>>Referenced SOP Class UID	(0008,1150)	UI		ANAP	AUTO
>>Referenced SOP Instance UID	(0008,1155)	UI		ANAP	AUTO
>Displayed Area Top Left Hand Corner	(0070,0052)	SL		ALWAYS	AUTO
>Displayed Area Bottom Right Hand Corner	(0070,0053)	SL		ALWAYS	AUTO
Presentation Size Mode	(0070,0100)	CS	MAGNIFY or SCALE TO FIT	ALWAYS	AUTO
Presentation Pixel Spacing	(0070,0101)	DS		ANAP	AUTO
>Presentation Pixel Aspect Ratio	(0070,0102)	IS		ANAP	AUTO
>Presentation Pixel Magnification Ratio	(0070,0103)	FL		ANAP	AUTO

Table 8.1-88
SPATIAL TRANSFORMATION MODULE OF CREATED GRAYSCALE SOFTCOPY PRESENTATION
STATE SOP INSTANCES

Attribute Name	Tag	VR	Value	Presence of Value	Source
Image Horizontal Flip	(0070,0041)	CS		ALWAYS	AUTO
Image Rotation	(0070,0042)	US		ALWAYS	AUTO

Table 8.1-89
MODALITY LUT MODULE OF CREATED GRAYSCALE SOFTCOPY PRESENTATION STATE SOP
INSTANCES

Attribute Name	Tag	VR	Value	Presence of Value	Source
Rescale Intercept	(0028,1052)	DS		ANAP	AUTO
Rescale Slope	(0028,1053)	DS		ANAP	AUTO
Rescale Type	(0028,1054)	LO		ANAP	AUTO

Table 8.1-90
SOFTCOPY VOI LUT MODULE OF CREATED GRAYSCALE SOFTCOPY PRESENTATION STATE SOP
INSTANCES

Attribute Name	Tag	VR	Value	Presence of Value	Source
Softcopy VOI LUT Sequence	(0028,3110)	SQ		ALWAYS	AUTO
>Referenced Image Sequence	(0008,1140)	SQ		ALWAYS	AUTO
>>Referenced SOP Class UID	(0008,1150)	UI		ALWAYS	AUTO
>>Referenced SOP Instance UID	(0008,1155)	UI		ALWAYS	AUTO
>Window Center	(0028,1050)	DS		ALWAYS	AUTO
>Window Width	(0028,1051)	DS		ALWAYS	AUTO
>Window Center & Width Explanation	(0028,1055)	LO		ANAP	AUTO

Table 8.1-91
SOFTCOPY PRESENTATION LUT MODULE OF CREATED GRAYSCALE SOFTCOPY PRESENTATION
STATE SOP INSTANCES

Attribute Name	Tag	VR	Value	Presence of Value	Source
Presentation LUT Shape	(2050,0020)	CS		ALWAYS	AUTO

Table 8.1-92
SOP COMMON MODULE OF CREATED GRAYSCALE SOFTCOPY PRESENTATION STATE SOP
INSTANCES

Attribute Name	Tag	VR	Value	Presence of Value	Source
Specific Character Set	(0008,0005)	CS	Refer to Section 6	ANAP	AUTO
Instance Creation Date	(0008,0012)	DA	<yyyymmdd>	ANAP	AUTO
Instance Creation Time	(0008,0013)	TM	<hhmmss.frac>	ANAP	AUTO
SOP Class UID	(0008,0016)	UI	"1.2.840.10008.5.1.4.1.1.11.1"	ALWAYS	AUTO
SOP Instance UID	(0008,0018)	UI	Generated by device	ALWAYS	AUTO

8.1.2 Usage of Attributes from received IOD's

No SOP Class specific fields are required.

8.1.3 Attribute Mapping

The relationships between attributes received via Modality Worklist, stored in acquired images and communicated via MPPS are summarized in

Table 8.1-93
ATTRIBUTE MAPPING BETWEEN MODALITY WORKLIST, IMAGE AND MPPS

Modality Worklist	Image IOD	MPPS IOD
--	--	Scheduled Step Attribute Sequence
Study Instance UID	Study Instance UID	>Study Instance UID
Referenced Study Sequence	Referenced Study Sequence	>Referenced Study Sequence
Accession Number	Accession Number	>Accession Number
--	Request Attributes Sequence	--
Requested Procedure ID	>Requested Procedure ID	>Requested Procedure ID
Scheduled Procedure Step ID	>Scheduled Procedure Step ID	>Scheduled Procedure Step ID
Scheduled Procedure Step Description	>Scheduled Procedure Step Description	>Scheduled Procedure Step Description
--	Study ID	Study ID
Requested Procedure Description	Study Description	Requested Procedure Description
Scheduled Procedure Step ID	Performed Procedure Step ID	Performed Procedure Step ID
Scheduled Procedure Step Description	Performed Procedure Step Description	Performed Procedure Step Description
Requested Procedure Code Sequence	Requested Procedure Code Sequence	Requested Procedure Code Sequence

This table shows only typical data sets.

Other data sets are also set as default settings.

All map settings, including the default setting data sets, can be customized.

8.1.4 Coerced/Modified Fields

Not applicable to this product

8.2 DATA DICTIONARY OF PRIVATE ATTRIBUTES

Table 8.2-1
DATA DICTIONARY OF PRIVATE ATTRIBUTES

Attribute Name	Tag	VR	VM	Value
Private Creator Code	(0029,00xx)	LO	1	"CANON_MEC_MR3"
Other Private Data	(0029,xx01)	SQ	1	
Private Creator Code	(700D,00xx)	LO	1	"CANON_MEC_MR3"
Scale Factor	(700D,xx00)	DS	1	See TABLE 8.1-27
FOV	(700D,xx05)	DS	1	See Table 8.1-27
Receiver Gain Correction Check Flag	(700D,xx0C)	CS	1	See Table 8.1-27
Identification Flag of 3D GDC	(700D,xx20)	SH	1	See Table 8.1-27
Private Creator Code	(700D,00yy)	LO	1	"CANON_MEC_MR3^10".
2nd Flip Angle [degree]	(700D,yy10)	DS	1	See Table 8.1-27
Acquisition Inner Matrix	(700D,yy11)	US	2	See Table 8.1-27
MP2RAGE Flag	(700D,yy12)	US	1	See Table 8.1-27
Inversion efficiency of inversion recovery pulse	(700D,yy13)	FL	1	See Table 8.1-27
Number of dummy shot	(700D,yy14)	SL	1	See Table 8.1-27
FFE total repetition time[s]	(700D,yy15)	FL	1	See Table 8.1-27
PAS Name	(700D,yy16)	LO	3	See Table 8.1-27
Intended Processing	(700D,yy17)	LT	1	See Table 8.1-27
Scanned Orientation IDs	(700D,yy18)	SS	1-n	See Table 8.1-27
PAS Reproduct Information	(700D,yy19)	OB	1	See Table 8.1-27
ASTAR Inversion Time	(700D,yy1A)	DS		See Table 8.1-27
Saturation Recovery Time	(700D,yy1B)	DS		See Table 8.1-27
Private Creator Code	(700D,00xx)	LO	1	"CANON_MEC_MR3"
Number of PAC channel	(700D,xx80)	US	1	See Table 8.1-84
Reference mode	(700D,xx81)	US	1	See Table 8.1-84
Gain value group for MRS	(700D,xx82)	SQ	1-n	See Table 8.1-84
Gain value of each channel for MRS	(700D,xx83)	FL	1	See Table 8.1-84
Phase value of each channel for MRS	(700D,xx84)	FL	1	See Table 8.1-84
Reference gain value of each channel for MRS	(700D,xx85)	FL	1	See Table 8.1-84
Reference phase value of each channel for MRS	(700D,xx86)	FL	1	See Table 8.1-84
Receiver gain of reference scan	(700D,xx87)	FL	1	See Table 8.1-84
Flag of Water Sat pulse	(700D,xx88)	UL	1	See Table 8.1-84
Selected contrast TE	(700D,xx89)	FL	1	See Table 8.1-84
Raw Data Set Sequence	(700D,xx8A)	SQ	1-n	See Table 8.1-84
Multi Slice number	(700D,xx8B)	DS	1	See Table 8.1-84
Multi Coverage number	(700D,xx8C)	DS	1	See Table 8.1-84
Raw Data Sequence	(700D,xx8D)	SQ	1-n	See Table 8.1-84

Coil Channel No.	(700D,xx8E)	DS	1	See Table 8.1-84
MRS Raw Data	(700D,xx8F)	OB	1	See Table 8.1-84
MRS Ref Raw Data	(700D,xx90)	OF	1	See Table 8.1-84
MRS Raw Data Type	(700D,xx92)	US	1	See Table 8.1-84
Receiver gain of prescan	(700D,xx91)	FL	1	See Table 8.1-84

8.3 CONTROLLED TERMINOLOGY AND TEMPLATES

Not applicable to this product

8.4 GRAYSCALE IMAGE CONSISTENCY

Not applicable to this product

8.5 STANDARD EXTENDED/SPECIALIZED/PRIVATE SOP CLASSES

8.5.1 Standard Extended SOP Class - MR Image Storage

The Storage SCU AE and the Offline-Media AE are making the following extensions to DICOM SOP Classes:

SOP Class : MR Image Storage
 Attribute : Parallel Reduction Factor In-plane(0018,9069)
 Parallel Reduction Factor out-of-plane(0018,9155)
 Acquisition Duration(0018,9073)
 Diffusion b-value (0018,9087)
 Diffusion Gradient Orientation (0018,9089)
 Stack ID (0020,9056)
 In-Stack Position Number (0020,9057)
 Temporal Position Index (0020,9128)
 Arterial Spin Labeling Contrast (0018,9250)
 MR Arterial Spin Labeling Sequence (0018,9251)
 >ASL Technique Description (0018,9252)
 >ASL Context (0018,9257)
 >ASL Slab Sequence (0018,9260)
 >>ASL Slab Number (0018,9253)
 >>ASL Pulse Train Duration (0018,9258)
 MR Velocity Encoding Sequence (0018,9197)
 >Velocity Encoding Direction (0018,9090)
 >Velocity Encoding Minimum Value (0018,9091)
 >Velocity Encoding Maximum Value (0018,9217)
 Rescale Intercept (0028,1052)
 Rescale Slope (0028,1053)

8.5.2 Standard Extended SOP Class - SC Image Storage

The Storage SCU AE and the Offline-Media AE are making the following extensions to DICOM SOP Classes:

SOP Class : SC Image Storage
 Attribute : Acquisition Duration(0018,9073)
 Stack ID (0020,9056)
 In-Stack Position Number (0020,9057)
 Temporal Position Index (0020,9128)

8.6 PRIVATE TRANSFER SYNTAXES

Not applicable to this product

8.7 DICOM Security Profile Details

8.7.1 Audit Trail Messages

The following tables specify the DICOM Specific Audit Messages that this product can detect and report. It defines the list of triggers that will cause audit message to be generated, if these triggers can be configured or not. It also specifies if the content of the Audit message can be configured or not.

**Table 8.7-1
Audit Messages and Triggers**

Audit Message	Usage	Supported Triggers	Configurable Triggers	Configurable Message	Comments
Application Activity	Used	Startup/ Shutdown of product	N	N	
Audit Log Used	Used	Back up audit messages	N	N	
Begin Transferring DICOM Instances	Not Used	N/A	N	N	
Data Export	Used	Network/Media storage, Print, MPPS	N	N	
Data Import	Used	Network/Media retrieve	N	N	
DICOM Instance Accessed	Used	PHI of the local store or the media is corrected or removed	N	N	
DICOM Instance Transferred	Used	PHI is imported as MWM	N	N	
DICOM Study Deleted	Not Used	N/A	N	N	
Network Entry	Not Used	N/A	N	N	
Query	Used	PHI is queried	N	N	
Security Alert	Used	The local user login problem, the secure connection establishment failure, the security configuration or PHI transfer configuration update	N	N	
User Authentication	Used	The local user authentication is processing	N	N	
Order Record	Used	the locally scheduled PHI is stored or removed	N	N	
Patient Record	Used	locally unscheduled PHI is stored	N	N	
Procedure Record	Not Used	N/A	N	N	

The following table specifies the implementation detail of each audit message supported by this product.

M This element or attribute is mandatory

U This element or attribute is user optional. The creator may include it or omit it.

MC This element or attribute is mandatory if a specified condition is true.

UC This element or attribute may be present only if a specified condition is true, if the user chooses to include it.

Table 8.7-2
Application Activity : Application Start/Stop

Real World Entities	Field Name	Opt.	Value Constraints
Event	EventID	M	EV (110100, DCM, "Application Activity")
	EventActionCode	M	EV E = Execute
	EventDateTime	M	Date and Time formatted with RFC3881. e.g. 2017-03-16T14:23:25+09:00
	EventOutcomeIndicator	M	EV 0 = Success 4 = Minor failure 8 = Serious failure 12 = Major failure
	EventTypeCode	M	DT (110120, DCM, "Application Start") DT (110121, DCM, "Application Stop")
Active Participant: Application started (1)	UserID	M	The security application role name
	UserIDTypeCode	U	EV (110150, DCM, "Application")
	AlternativeUserID	MC	Process ID of the security application
	UserName	U	not specialized
	UserIsRequestor	M	False
	RoleIDCode	M	EV (110150, DCM, "Application")
	NetworkAccessPointTypeCode	U	EV 1 = Machine Name, including DNS name 2 = IP Address
	NetworkAccessPointID	U	Host name or IP address of this product
Active Participant: Persons and or processes that started the Application (0..1)	UserID	M	The person to start or stop the security application
	UserIDTypeCode	U	EV (113871, DCM, "Person ID")
	AlternativeUserID	U	not specialized
	UserName	U	not specialized
	UserIsRequestor	M	True
	RoleIDCode	M	EV (110151, DCM, "Application Launcher")
	NetworkAccessPointTypeCode	U	EV 1 = Machine Name, including DNS name 2 = IP Address
	NetworkAccessPointID	U	Host name or IP address of this product
Audit Source	AuditSourceID	M	Host name of this product
	AuditSourceTypeCode	U	EV 2 = Data acquisition device or instrument

**Table 8.7-3
Audit Log Used**

Real World Entities	Field Name	Opt.	Value Constraints
Event	EventID	M	EV (110101, DCM, "Audit Log Used")
	EventActionCode	M	EV R = read
	EventDateTime	M	Date and Time formatted with RFC3881. e.g. 2017-03-16T14:23:25+09:00
	EventOutcomeIndicator	M	EV 0 = Success 4 = Minor failure 8 = Serious failure 12 = Major failure
	EventTypeCode	U	not specialized
Active Participant: Persons and or processes that started the Application (1..2)	UserID	M	The person and application to access the audit logs
	UserIDTypeCode	U	EV (113871, DCM, "Person ID") EV (110150, DCM, "Application")
	AlternativeUserID	U	Process ID of the application
	UserName	U	not specialized
	UserIsRequestor	M	True
	RoleIDCode	U	EV (110150, DCM, "Application")
	NetworkAccessPointTypeCode	U	EV 1 = Machine Name, including DNS name 2 = IP Address
	NetworkAccessPointID	U	Host name or IP address of this product
Participating Object: Identity of the audit log (1)	ParticipantObjectTypeCode	M	EV 2 = system object
	ParticipantObjectTypeCodeRole	M	EV 13 = security resource
	ParticipantObjectDataLifeCycle	U	EV 6 = Access/Use
	ParticipantObjectIDTypeCode	M	EV 12 = URI
	ParticipantObjectSensitivity	U	not specialized
	ParticipantObjectID	M	The URI of the audit log file to be accessed.
	ParticipantObjectName	U	"Security Audit Log"
	ParticipantObjectQuery	U	not specialized
	ParticipantObjectDetail	U	not specialized
	ParticipantObjectDescription	U	not specialized
	SOPClass	U	not specialized
	Accession	U	not specialized

Real World Entities	Field Name	Opt.	Value Constraints
	NumberOfInstances	U	not specialized
	Instances	U	not specialized
	Encrypted	U	False
	Anonymized	U	False
	ParticipantObjectContainsStudy	U	not specialized
Audit Source	AuditSourceID	M	Host name of this product
	AuditSourceTypeCode	U	EV 2 = Data acquisition device or instrument

**Table 8.7-4
Begin Transferring DICOM Instances**

Real World Entities	Field Name	Opt.	Value Constraints
Event	EventID	M	EV (110102, DCM, "Begin Transferring DICOM Instances")
	EventActionCode	M	EV E = Execute
	EventDateTime	M	Date and Time formatted with RFC3881. e.g. 2017-03-16T14:23:25+09:00
	EventOutcomeIndicator	M	EV 0 = Success 4 = Minor failure 8 = Serious failure 12 = Major failure
	EventTypeCode	U	not specialized
Active Participant: Process Sending the Data (1)	UserID	M	The AE Title of Archive Device used in the association
	UserIDTypeCode	U	EV (110119, DCM, "Station AE Title")
	AlternativeUserID	U	Process ID of the participant application
	UserName	U	not specialized
	UserIsRequestor	M	False when other Participants as person is available, else True with including the automated operation
	RoleIDCode	M	EV (110153, DCM, "Source Role ID")
	NetworkAccessPointTypeCode	U	1 = Machine Name, including DNS name 2 = IP Address
	NetworkAccessPointID	U	Host name or IP address of this product
Active Participant:	UserID	M	The AE Title of Destination Device
	UserIDTypeCode	U	EV (110119, DCM, 'Station AE Title')

Real World Entities	Field Name	Opt.	Value Constraints
Process receiving the data (1)	AlternativeUserID	U	not specialized
	UserName	U	not specialized
	UserIsRequestor	M	False
	RoleIDCode	M	EV (110152, DCM, "Destination Role ID")
	NetworkAccessPointTypeCode	U	EV 1 = Machine Name, including DNS name 2 = IP Address
	NetworkAccessPointID	U	Host name or IP address of the destination
Active Participant: Other Participants (0..1)	UserID	M	The person to perform the triggered event
	UserIDTypeCode	U	EV (113871, DCM, "Person ID")
	AlternativeUserID	U	not specialized
	UserName	U	not specialized
	UserIsRequestor	M	True
	RoleIDCode	U	EV (110151, DCM, "Application Launcher")
	NetworkAccessPointTypeCode	U	EV 1 = Machine Name, including DNS name 2 = IP Address
	NetworkAccessPointID	U	Host name or IP address of this product
Participating Object: Studies being transferred (1..N)	ParticipantObjectTypeCode	M	EV 2 = system object
	ParticipantObjectTypeCodeRole	M	EV 3 = report
	ParticipantObjectDataLifeCycle	U	13 = Archiving
	ParticipantObjectIDTypeCode	M	EV (110180, DCM, "Study Instance UID")
	ParticipantObjectSensitivity	U	not specialized
	ParticipantObjectID	M	The Study Instance UID
	ParticipantObjectName	U	not specialized
	ParticipantObjectQuery	U	not specialized
	ParticipantObjectDetail	U	not specialized
	ParticipantObjectDescription	U	not specialized
	SOPClass	MC	not specialized
	Accession	U	not specialized
	NumberOfInstances	U	not specialized
	Instances	U	not specialized

Real World Entities	Field Name	Opt.	Value Constraints
	Encrypted	U	True when the operation is in the secure transport connection, else False
	Anonymized	U	True when the operation is in the Anonymized context, else False
Participating Object:	ParticipantObjectTypeCode	M	EV 1 = person
Patient (1)	ParticipantObjectTypeCodeRole	M	EV 1 = patient
	ParticipantObjectDataLifeCycle	U	EV 13 = Archiving
	ParticipantObjectIDTypeCode	M	EV 2 = patient ID
	ParticipantObjectSensitivity	U	not specialized
	ParticipantObjectID	M	The patient ID
	ParticipantObjectName	U	not specialized
	ParticipantObjectQuery	U	not specialized
	ParticipantObjectDetail	U	not specialized
	ParticipantObjectDescription	U	not specialized
Audit Source	AuditSourceID	M	Host name of this product
	AuditSourceTypeCode	U	EV 2 = Data acquisition device or instrument

Table 8.7-5
Data Export

Real World Entities	Field Name	Opt.	Value Constraints
Event	EventID	M	EV (110106, DCM, "Export")
	EventActionCode	M	EV R = Read
	EventDateTime	M	Date and Time formatted with RFC3881. e.g. 2017-03-16T14:23:25+09:00
	EventOutcomeIndicator	M	EV 0 = Success 4 = Minor failure 8 = Serious failure 12 = Major failure
	EventTypeCode	U	not specialized
Active Participant:	UserID	M	The AE Title of Destination Device
Remote Users and Processes (0..1)	UserIDTypeCode	U	EV (110119, DCM, "Station AE Title")
	AlternativeUserID	U	not specialized
	UserName	U	not specialized

Real World Entities	Field Name	Opt.	Value Constraints
	UserIsRequestor	M	False
	RoleIDCode	M	EV (110152, DCM, "Destination Role ID")
	NetworkAccessPointTypeCode	U	EV 1 = Machine Name, including DNS name 2 = IP Address
	NetworkAccessPointID	U	Host name or IP address of the destination
Active Participant: User or Process Exporting the data(1..2)	UserID	M	The person and application to export the data.
	UserIDTypeCode	U	EV (113871, DCM, "Person ID") EV (110150, DCM, "Application")
	AlternativeUserID	U	Process ID of the application
	UserName	U	not specialized
	UserIsRequestor	M	True
	RoleIDCode	M	EV (110153, DCM, "Source Role ID")
	NetworkAccessPointTypeCode	U	EV 1 = Machine Name, including DNS name 2 = IP Address
	NetworkAccessPointID	U	Host name or IP address of this product
Active Participant: Media (1)	UserID	M	The alias name for the destination media
	UserIDTypeCode	U	EV (113877, DCM, "Device Name")
	AlternativeUserID	U	not specialized
	UserName	U	not specialized
	UserIsRequestor	M	False
	RoleIDCode	M	EV (110154, DCM, "Destination Media")
	NetworkAccessPointTypeCode	MC	EV 1 = Machine Name, including DNS name 2 = IP Address 5 = URI (user directory, HTTP-PUT, ftp, etc.) when Media Type is 110037 and 110010
	NetworkAccessPointID	MC	Host name or IP address of the destination when Media Type is 110037 and 110010
	MediaIdentifier	MC	Volume ID, URI, or other identifier for media when Media Type is 10030, 110032, 110033, 110035 and 110038
	MediaType	M	EV (110030, DCM, "USB Disk Emulation") EV (110032, DCM, "CD") EV (110033, DCM, "DVD") EV (110035, DCM, "Multi-media Card") EV (110037, DCM, "URI") EV (110010, DCM, "Film") EV (110038, DCM, "Paper Document")

Real World Entities	Field Name	Opt.	Value Constraints
Participating Object: Studies (0..N)	ParticipantObjectTypeCode	M	EV 2 = system object
	ParticipantObjectTypeCodeRole	M	EV 3 = report
	ParticipantObjectDataLifeCycle	U	EV 10 = Export
	ParticipantObjectIDTypeCode	M	EV (110180, DCM, "Study Instance UID")
	ParticipantObjectSensitivity	U	not specialized
	ParticipantObjectID	M	The Study Instance UID
	ParticipantObjectName	U	not specialized
	ParticipantObjectQuery	U	not specialized
	ParticipantObjectDetail	U	not specialized
	ParticipantObjectDescription	U	not specialized
	SOPClass	MC	The SOP Class UID
	Accession	U	Accession Number
	NumberOfInstances	U	Instance Number
	Instances	U	not specialized
	Encrypted	U	True when the operation is in the secure transport connection, else False
Anonymized	U	True when the operation is in the Anonymized context, else False	
Participating Object: Patients (1..N)	ParticipantObjectTypeCode	M	EV 1 = person
	ParticipantObjectTypeCodeRole	M	EV 1 = patient
	ParticipantObjectDataLifeCycle	U	EV 10 = Export
	ParticipantObjectIDTypeCode	M	EV 2 = patient ID
	ParticipantObjectSensitivity	U	not specialized
	ParticipantObjectID	M	The patient ID
	ParticipantObjectName	U	not specialized
	ParticipantObjectQuery	U	not specialized
	ParticipantObjectQuery	U	not specialized
	ParticipantObjectDetail	U	not specialized
	ParticipantObjectDescription	U	not specialized
Audit Source	AuditSourceID	M	Host name of this product

Real World Entities	Field Name	Opt.	Value Constraints
	AuditSourceTypeCode	U	EV 2 = Data acquisition device or instrument

Table 8.7-6
Data Import

Real World Entities	Field Name	Opt.	Value Constraints
Event	EventID	M	EV (110107, DCM, "Import")
	EventActionCode	M	EV C = Create
	EventDateTime	M	Date and Time formatted with RFC3881. e.g. 2017-03-16T14:23:25+09:00
	EventOutcomeIndicator	M	EV 0 = Success 4 = Minor failure 8 = Serious failure 12 = Major failure
	EventTypeCode	U	not specialized
Active Participant: User or Process Importing the data (1)	UserID	M	The AE Title of Destination Device
	UserIDTypeCode	U	EV (110119, DCM, "Station AE Title")
	AlternativeUserID	U	not specialized
	UserName	U	not specialized
	UserIsRequestor	M	False
	RoleIDCode	M	EV (110152, DCM, "Destination Role ID")
	NetworkAccessPointTypeCode	U	EV 1 = Machine Name, including DNS name 2 = IP Address
	NetworkAccessPointID	U	Host name or IP address of the destination
Active Participant: Source Media (1)	UserID	M	The alias name for the destination media
	UserIDTypeCode	U	EV (113877, DCM, "Device Name")
	AlternativeUserID	U	not specialized
	UserName	U	not specialized
	UserIsRequestor	M	False
	RoleIDCode	M	EV (110155, DCM, "Source Media")
	NetworkAccessPointTypeCode	U	EV 1 = Machine Name, including DNS name 2 = IP Address 5 = URI (user directory, HTTP-PUT, ftp, etc.) when Media Type is 110037
	NetworkAccessPointID	MC	Host name or IP address of the destination when Media Type is 110037

Real World Entities	Field Name	Opt.	Value Constraints
	MediaIdentifier	M	Volume ID, URI, or other identifier for media when Media Type is 10030, 110032, 110033 and 110035
	MediaType	M	EV (110030, DCM, "USB Disk Emulation") EV (110032, DCM, "CD") EV (110033, DCM, "DVD") EV (110035, DCM, "Multi-media Card") EV (110037, DCM, "URI")
Active Participant: Source (1..n)	UserID	M	The person and application to export the data.
	UserIDTypeCode	U	EV (113871, DCM, "Person ID") EV (110150, DCM, "Application")
	AlternativeUserID	U	Process ID of the application
	UserName	U	not specialized
	UserIsRequestor	M	True
	RoleIDCode	M	EV (110153, DCM, "Source Role ID")
	NetworkAccessPointTypeCode	U	EV 1 = Machine Name, including DNS name 2 = IP Address
	NetworkAccessPointID	MC	Host name or IP address of this product
Participating Object: Studies (0..N)	ParticipantObjectTypeCode	M	EV 2 = system object
	ParticipantObjectTypeCodeRole	M	EV 3 = report
	ParticipantObjectDataLifeCycle	U	EV 2 = Import or Copy from original
	ParticipantObjectIDTypeCode	M	EV (110180, DCM, "Study Instance UID")
	ParticipantObjectSensitivity	U	not specialized
	ParticipantObjectID	M	The Study Instance UID
	ParticipantObjectName	U	not specialized
	ParticipantObjectQuery	U	not specialized
	ParticipantObjectDetail	U	Not specialized
	ParticipantObjectDescription	U	not specialized
	SOPClass	MC	The SOP Class UID
	Accession	U	Accession Number
	NumberOfInstances	U	Instance Number
	Instances	U	not specialized
Encrypted	U	True when the operation is in the secure transport connection, else False	

Real World Entities	Field Name	Opt.	Value Constraints
	Anonymized	U	True when the operation is in the Anonymized context, else False
Participating Object: Patients (1..N)	ParticipantObjectTypeCode	M	EV 1 = person
	ParticipantObjectTypeCodeRole	M	EV 1 = patient
	ParticipantObjectDataLifeCycle	U	EV 2 = Import or Copy from original
	ParticipantObjectIDTypeCode	M	EV 2 = patient ID
	ParticipantObjectSensitivity	U	not specialized
	ParticipantObjectID	M	The patient ID
	ParticipantObjectName	U	not specialized
	ParticipantObjectQuery	U	not specialized
	ParticipantObjectDetail	U	not specialized
	ParticipantObjectDescription	U	not specialized
Audit Source	AuditSourceID	M	Host name of this product
	AuditSourceTypeCode	U	EV 2 = Data acquisition device or instrument

**Table 8.7-7
DICOM Instances Accessed**

Real World Entities	Field Name	Opt.	Value Constraints
Event	EventID	M	EV (110103, DCM, "DICOM Instances Accessed")
	EventActionCode	M	EV C = create R = read U = update D = delete
	EventDateTime	M	Date and Time formatted with RFC3881. e.g. 2017-03-16T14:23:25+09:00
	EventOutcomeIndicator	M	EV 0 = Success 4 = Minor failure 8 = Serious failure 12 = Major failure
	EventTypeCode	U	not specialized
Active Participant: Person and or Process manipulating the data (1..2)	UserID	M	The person and application to correct the PHI
	UserIDTypeCode	U	EV (113871, DCM, "Person ID") EV (110150, DCM, "Application")
	AlternativeUserID	U	Process ID of the application
	UserName	U	not specialized

Real World Entities	Field Name	Opt.	Value Constraints
	UserIsRequestor	M	True
	RoleIDCode	U	EV (110151, DCM, "Application Launcher") EV (110150, DCM, "Application")
	NetworkAccessPointTypeCode	U	1 = Machine Name, including DNS name 2 = IP Address
	NetworkAccessPointID	U	Host name or IP address of this product
Participating Object: Studies (1..N)	ParticipantObjectTypeCode	M	EV 2 = system object
	ParticipantObjectTypeCodeRole	M	EV 3 = report
	ParticipantObjectDataLifeCycle	U	EV 6 = Access or Use 14 = Logical Deletion 15 = Permanent erasure or physical destruction
	ParticipantObjectIDTypeCode	M	EV (110180, DCM, "Study Instance UID")
	ParticipantObjectSensitivity	U	not specialized
	ParticipantObjectID	M	The Study Instance UID
	ParticipantObjectName	U	not specialized
	ParticipantObjectQuery	U	not specialized
	ParticipantObjectDetail	U	Not specialized
	ParticipantObjectDescription	U	Not specialized
	SOPClass	MC	Not specialized
	Accession	U	not specialized
	NumberOfInstances	U	not specialized
	Instances	U	not specialized
	Encrypted	U	False
	Anonymized	U	False
Participating Object: Patient (1)	ParticipantObjectTypeCode	M	EV 1 = person
	ParticipantObjectTypeCodeRole	M	EV 1 = patient
	ParticipantObjectDataLifeCycle	U	EV 6 = Access or Use 14 = Logical Deletion 15 = Permanent erasure or physical destruction
	ParticipantObjectIDTypeCode	M	EV 2 = patient ID
	ParticipantObjectSensitivity	U	not specialized

Real World Entities	Field Name	Opt.	Value Constraints
	ParticipantObjectID	M	The patient ID
	ParticipantObjectName	U	not specialized
	ParticipantObjectQuery	U	not specialized
	ParticipantObjectDetail	U	not specialized
	ParticipantObjectDescription	U	not specialized
Audit Source	AuditSourceID	M	Host name of this product
	AuditSourceTypeCode	U	EV 2 = Data acquisition device or instrument

**Table 8.7-8
DICOM Instances Transferred**

Real World Entities	Field Name	Opt.	Value Constraints
Event	EventID	M	EV (110104, DCM, "DICOM Instances Transferred")
	EventActionCode	M	EV C = create R = read U = update
	EventDateTime	M	Date and Time formatted with RFC3881. e.g. 2017-03-16T14:23:25+09:00
	EventOutcomeIndicator	M	EV 0 = Success 4 = Minor failure 8 = Serious failure 12 = Major failure
	EventTypeCode	U	not specialized
Active Participant: Process that sent the data (1)	UserID	M	not specialized
	AlternativeUserID	U	not specialized
	UserName	U	not specialized
	UserIsRequestor	M	not specialized
	RoleIDCode	M	EV (110153, DCM, "Source Role ID")
	NetworkAccessPointTypeCode	U	not specialized
	NetworkAccessPointID	U	not specialized
Active Participant: The process that received the data. (1)	UserID	M	The AE Title of Destination Device
	UserIDTypeCode	U	EV (110119, DCM, "Station AE Title")
	AlternativeUserID	U	not specialized
	UserName	U	not specialized

Real World Entities	Field Name	Opt.	Value Constraints
	UserIsRequestor	M	False
	RoleIDCode	M	EV (110152, DCM, "Destination Role ID")
	NetworkAccessPointTypeCode	U	EV 1 = Machine Name, including DNS name 2 = IP Address
	NetworkAccessPointID	U	Host name or IP address of the destination
Active Participant: Other participants that are known, especially third parties that are the requestor (1..N)	UserID	M	The person and application to handle the data.
	UserIDTypeCode	U	EV (113871, DCM, "Person ID") EV (110150, DCM, "Application")
	AlternativeUserID	U	Process ID of the application
	UserName	U	not specialized
	UserIsRequestor	M	True
	RoleIDCode	U	EV (110153, DCM, "Source Role ID")
	NetworkAccessPointTypeCode	U	EV 1 = Machine Name, including DNS name 2 = IP Address
	NetworkAccessPointID	U	Host name or IP address of this product
Participating Object: Studies being transferred (1..N)	ParticipantObjectTypeCode	M	EV 2 = system object
	ParticipantObjectTypeCodeRole	M	EV 3 = report
	ParticipantObjectDataLifeCycle	U	EV 2 = Import or Copy from original
	ParticipantObjectIDTypeCode	M	EV (110180, DCM, "Study Instance UID")
	ParticipantObjectSensitivity	U	not specialized
	ParticipantObjectID	M	The Study Instance UID
	ParticipantObjectName	U	not specialized
	ParticipantObjectQuery	U	not specialized
	ParticipantObjectDetail	U	Not specialized
	ParticipantObjectDescription	U	Not specialized
	SOPClass	MC	not specialized
	Accession	U	not specialized
	NumberOfInstances	U	not specialized
	Instances	U	not specialized
	Encrypted	U	True when the operation is in the secure transport connection, else False

Real World Entities	Field Name	Opt.	Value Constraints
	Anonymized	U	False
Participating Object: Patient (1)	ParticipantObjectTypeCode	M	EV 1 = person
	ParticipantObjectTypeCodeRole	M	EV 1 = patient
	ParticipantObjectDataLifeCycle	U	2 = Import or Copy from original
	ParticipantObjectIDTypeCode	M	EV 2 = patient ID
	ParticipantObjectSensitivity	U	not specialized
	ParticipantObjectID	M	The patient ID
	ParticipantObjectName	U	not specialized
	ParticipantObjectQuery	U	not specialized
	ParticipantObjectDetail	U	not specialized
	ParticipantObjectDescription	U	not specialized
Audit Source	AuditSourceID	M	Host name of this product
	AuditSourceTypeCode	U	EV 2 = Data acquisition device or instrument

**Table 8.7-9
DICOM Study Deleted**

Real World Entities	Field Name	Opt.	Value Constraints
Event	EventID	M	EV (110105, DCM, "DICOM Study Deleted")
	EventActionCode	M	EV D = delete
	EventDateTime	M	Date and Time formatted with RFC3881. e.g. 2017-03-16T14:23:25+09:00
	EventOutcomeIndicator	M	EV 0 = Success 4 = Minor failure 8 = Serious failure 12 = Major failure
	EventTypeCode	U	not specialized
Active Participant: the person or process deleting the study (1..2)	UserID	M	The person and application to remove the PHI
	UserIDTypeCode	U	EV (113871, DCM, "Person ID") EV (110150, DCM, "Application")
	AlternativeUserID	U	Process ID of the application
	UserName	U	not specialized
	UserIsRequestor	M	True

Real World Entities	Field Name	Opt.	Value Constraints
	RoleIDCode	U	EV (110151, DCM, "Application Launcher") EV (110150, DCM, "Application")
	NetworkAccessPointTypeCode	U	1 = Machine Name, including DNS name 2 = IP Address
	NetworkAccessPointID	U	Host name or IP address of this product
Participating Object: Studies being transferred (1..N)	ParticipantObjectTypeCode	M	EV 2 = system object
	ParticipantObjectTypeCodeRole	M	EV 3 = report
	ParticipantObjectDataLifeCycle	U	EV 14 = Logical Deletion 15 = Permanent erasure or physical destruction
	ParticipantObjectIDTypeCode	M	EV (110180, DCM, "Study Instance UID")
	ParticipantObjectSensitivity	U	not specialized
	ParticipantObjectID	M	The Study Instance UID
	ParticipantObjectName	U	not specialized
	ParticipantObjectQuery	U	not specialized
	ParticipantObjectDetail	U	Not specialized
	ParticipantObjectDescription	U	Not specialized
	SOPClass	MC	Not specialized
	Accession	U	not specialized
	NumberOfInstances	U	not specialized
	Instances	U	not specialized
	Encrypted	U	False
Anonymized	U	False	
Participating Object: Patient (1)	ParticipantObjectTypeCode	M	EV 1 = person
	ParticipantObjectTypeCodeRole	M	EV 1 = patient
	ParticipantObjectDataLifeCycle	U	EV 14 = Logical Deletion 15 = Permanent erasure or physical destruction
	ParticipantObjectIDTypeCode	M	EV 2 = patient ID
	ParticipantObjectSensitivity	U	not specialized
	ParticipantObjectID	M	The patient ID
	ParticipantObjectName	U	not specialized
	ParticipantObjectQuery	U	not specialized

Real World Entities	Field Name	Opt.	Value Constraints
	ParticipantObjectDetail	U	not specialized
	ParticipantObjectDescription	U	not specialized
Audit Source	AuditSourceID	M	Host name of this product
	AuditSourceTypeCode	U	EV 2 = Data acquisition device or instrument

**Table 8.7-10
Network Entry**

Real World Entities	Field Name	Opt.	Value
Event	EventID	M	EV (110108, DCM, "Network Entry")
	EventActionCode	M	EV E = Execute
	EventDateTime	M	Date and Time formatted with RFC3881. e.g. 2017-03-16T14:23:25+09:00
	EventOutcomeIndicator	M	EV 0 = Success 4 = Minor failure 8 = Serious failure 12 = Major failure
	EventTypeCode	M	EV (110124, DCM, "Attach") EV (110125, DCM, "Detach")
Active Participant: Node or System entering or leaving the network (1)	UserID	M	The person and application to correct the PHI
	UserIDTypeCode	U	EV (110150, DCM, "Application")
	AlternativeUserID	U	Process ID of the application
	UserName	U	not specialized
	UserIsRequestor	M	True
	RoleIDCode	U	EV (110150, DCM, "Application")
	NetworkAccessPointTypeCode	U	EV 1 = Machine Name, including DNS name 2 = IP Address
	NetworkAccessPointID	U	Host name or IP address of this product
Audit Source	AuditSourceID	M	Host name of this product
	AuditSourceTypeCode	U	EV 2 = Data acquisition device or instrument

**Table 8.7-11
Query**

Real World Entities	Field Name	Opt.	Value Constraints
Event	EventID	M	EV (110112, DCM, "Query")

Real World Entities	Field Name	Opt.	Value Constraints
	EventActionCode	M	EV E = Execute
	EventDateTime	M	Date and Time formatted with RFC3881. e.g. 2017-03-16T14:23:25+09:00
	EventOutcomeIndicator	M	EV 0 = Success 4 = Minor failure 8 = Serious failure 12 = Major failure
	EventTypeCode	U	not specialized
Active Participant: Process Issuing the Query (1)	UserID	M	The AE Title of requesting query
	UserIDTypeCode	U	EV (110119, DCM, "Station AE Title")
	AlternativeUserID	U	Process ID of the requesting application if it is in this product
	UserName	U	not specialized
	UsersRequestor	M	Ture
	RoleIDCode	M	EV (110153, DCM, "Source Role ID")
	NetworkAccessPointTypeCode	U	EV 1 = Machine Name, including DNS name 2 = IP Address
	NetworkAccessPointID	U	Host name or IP address of the requesting application
Active Participant: The process that will respond to the query (1)	UserID	M	The AE Title of replying query
	UserIDTypeCode	U	EV (110119, DCM, "Station AE Title")
	AlternativeUserID	U	Process ID of the replying application if it is in this product
	UserName	U	not specialized
	UsersRequestor	M	False
	RoleIDCode	M	EV (110152, DCM, "Destination Role ID")
	NetworkAccessPointTypeCode	U	EV 1 = Machine Name, including DNS name 2 = IP Address
	NetworkAccessPointID	U	Host name or IP address of the replying application
Active Participant: Other Participants that are known, especially third parties that requested the query (0..1)	UserID	M	The person and application to request the query
	UserIDTypeCode	U	EV (113871, DCM, "Person ID") EV (110150, DCM, "Application")
	AlternativeUserID	U	Process ID of the requesting application if it is in this product
	UserName	U	not specialized

Real World Entities	Field Name	Opt.	Value Constraints
	UserIsRequestor	M	True
	RoleIDCode	U	EV (110153, DCM, "Source Role ID")
	NetworkAccessPointTypeCode	U	EV 1 = Machine Name, including DNS name 2 = IP Address
	NetworkAccessPointID	U	Host name or IP address of the requesting application
Participating Object: SOP Queried and the Query (1)	ParticipantObjectTypeCode	M	EV 2 = system object
	ParticipantObjectTypeCodeRole	M	EV 3 = report
	ParticipantObjectDataLifeCycle	U	EV 2 = Import or Copy from original
	ParticipantObjectIDTypeCode	M	DT (110181, DCM, "SOP Class UID")
	ParticipantObjectSensitivity	U	not specialized
	ParticipantObjectID	M	The UID of the SOP Class being queried
	ParticipantObjectName	U	not specialized
	ParticipantObjectQuery	M	The ascii dump of the DICOM query in xs:base64Binary encoded.
	ParticipantObjectDetail	MC	not specialized as ParticipantObjectQuery keeps the ascii dump
	ParticipantObjectDescription	U	not specialized
	SOPClass	U	not specialized
	Accession	U	not specialized
	NumberOfInstances	U	not specialized
	Instances	U	not specialized
	Encrypted	U	True when the operation is in the secure transport connection, else False
Anonymized	U	False	
Audit Source	AuditSourceID	M	Host name of this product
	AuditSourceTypeCode	U	EV 2 = Data acquisition device or instrument

Table 8.7-12
Security Alert: Authentication

Real World Entities	Field Name	Opt.	Value Constraints
Event	EventID	M	EV (110113, DCM, "Security Alert")
	EventActionCode	M	EV E = Execute

Real World Entities	Field Name	Opt.	Value Constraints
	EventDateTime	M	Date and Time formatted with RFC3881. e.g. 2017-03-16T14:23:25+09:00
	EventOutcomeIndicator	M	EV 0 = Success 4 = Minor failure
	EventTypeCode	M	DT (110126, DCM, "Node Authentication") DT (110122, DCM, "LogIn")
Active Participant: Reporting Person and/or Process (1..2)	UserID	M	The person and application to perform the local logon or node authentication
	UserIDTypeCode	U	EV (113871, DCM, "Person ID") EV (110150, DCM, "Application")
	AlternativeUserID	U	Process ID of the application
	UserName	U	not specialized
	UserIsRequestor	M	False when the node authentication in the SCP context. Otherwise True.
	RoleIDCode	U	EV (110151, DCM, "Application Launcher") EV (110150, DCM, "Application")
	NetworkAccessPointTypeCode	U	EV 1 = Machine Name, including DNS name 2 = IP Address
	NetworkAccessPointID	U	Host name or IP address of this product
Active Participant: Performing Persons or Processes (0)	UserID	M	not specialized
	UserIDTypeCode	U	not specialized
	AlternativeUserID	U	not specialized
	UserName	U	not specialized
	UserIsRequestor	M	False
	RoleIDCode	U	not specialized
	NetworkAccessPointTypeCode	U	not specialized
	NetworkAccessPointID	U	not specialized
Participating Object: Alert Subject (0..N)	ParticipantObjectTypeCode	M	EV 2 = system object
	ParticipantObjectTypeCodeRole	U	EV 13 = security resource
	ParticipantObjectDataLifeCycle	U	4 = Verification
	ParticipantObjectTypeCode	M	DT(110182, DCM, "Node ID")
	ParticipantObjectSensitivity	U	not specialized
	ParticipantObjectID	M	node_name@domain_name or an IP address of the node authentication problem

Real World Entities	Field Name	Opt.	Value Constraints
			username@hostname or IP address of this product of the local log on problem.
	ParticipantObjectName	U	not specialized
	ParticipantObjectQuery	U	not specialized
	ParticipantObjectDetail	M	type=Alert Description value=<Base-64 encoded authentication problem>
	ParticipantObjectDescription	U	not specialized
	SOPClass	U	not specialized
	Accession	U	not specialized
	NumberOfInstances	U	not specialized
	Instances	U	not specialized
	Encrypted	U	False
	Anonymized	U	False
Audit Source	AuditSourceID	M	Host name of this product
	AuditSourceTypeCode	U	EV 2 = Data acquisition device or instrument

**Table 8.7-13
Security Alert: Configuration update**

Real World Entities	Field Name	Opt.	Value Constraints
Event	EventID	M	EV (110113, DCM, "Security Alert")
	EventActionCode	M	EV E = Execute
	EventDateTime	M	Date and Time formatted with RFC3881. e.g. 2017-03-16T14:23:25+09:00
	EventOutcomeIndicator	M	EV 0 = Success 4 = Minor failure 8 = Serious failure 12 = Major failure
	EventTypeCode	M	DT (110128, DCM, "Network Configuration") DT (110129, DCM, "Security Configuration") DT (110130, DCM, "Hardware Configuration") DT (110131, DCM, "Software Configuration")
Active Participant: Reporting Person and/or Process (1..2)	UserID	M	The AE Titles of this product or the configuration application name
	UserIDTypeCode	U	EV (110119, DCM, "Station AE Title") EV (110150, DCM, "Application")
	AlternativeUserID	MC	Process ID of the security application

Real World Entities	Field Name	Opt.	Value Constraints
	UserName	U	not specialized
	UserIsRequestor	M	False
	RoleIDCode	M	EV (110150, DCM, "Application")
	NetworkAccessPointTypeCode	U	EV 1 = Machine Name, including DNS name
	NetworkAccessPointID	U	Host name of this product
Active Participant: Performing Persons or Processes (0..1)	UserID	M	The person to configure the security settings
	UserIDTypeCode	U	EV (113871, DCM, "Person ID")
	AlternativeUserID	U	not specialized
	UserName	U	not specialized
	UserIsRequestor	M	True
	RoleIDCode	M	EV (110151, DCM, "Application Launcher")
	NetworkAccessPointTypeCode	U	EV 1 = Machine Name, including DNS name
	NetworkAccessPointID	U	Host name of this product
Participating Object: Alert Subject (0..N)	ParticipantObjectTypeCode	M	EV 2 = system object
	ParticipantObjectTypeCodeRole	U	EV 13 = security resource
	ParticipantObjectDataLifeCycle	U	EV 1 = C (Create) 3 = U (Update) 6 = R (Read/View/Print/Query Display or print data) or 6 = E (Perform a system or application function such as log-on, program execution, or use of an object's method) 14 = D (Delete)
	ParticipantIDTypeCode	M	EV (110182, DCM, "Node ID")
	ParticipantObjectSensitivity	U	not specialized
	ParticipantObjectID	M	IP address of this product
	ParticipantObjectName	U	not specialized
	ParticipantObjectQuery	U	not specialized
	ParticipantObjectDetail	M	type=Alert Description value=<Base-64 encoded configuration changes>
	ParticipantObjectDescription	U	not specialized

Real World Entities	Field Name	Opt.	Value Constraints
	SOPClass	U	not specialized
	Accession	U	not specialized
	NumberOfInstances	U	not specialized
	Instances	U	not specialized
	Encrypted	U	False
	Anonymized	U	False
Audit Source	AuditSourceID	M	Host name of this product
	AuditSourceTypeCode	U	EV 2 = Data acquisition device or instrument

**Table 8.7-14
User Authentication**

Real World Entities	Field Name	Opt.	Value Constraints
Event	EventID	M	EV (110114, DCM, "User Authentication")
	EventActionCode	M	EV E = Execute
	EventDateTime	M	Date and Time formatted with RFC3881. e.g. 2017-03-16T14:23:25+09:00
	EventOutcomeIndicator	M	EV 0 = Success
	EventTypeCode	M	EV (110122, DCM, "Login") EV (110123, DCM, "Logout")
Active Participant: Person Authenticated or claimed (1)	UserID	M	User name of logged in user
	UserIDTypeCode	U	EV (113871, DCM, "Person ID")
	AlternativeUserID	U	not specialized
	UserName	U	not specialized
	UserIsRequestor	M	True
	RoleIDCode	U	EV (110151, DCM, "Application Launcher")
	NetworkAccessPointTypeCode	M	EV 1 = Machine Name, including DNS name 2 = IP Address
	NetworkAccessPointID	M	Host name or IP address of this product
Active Participant: Node or System performing authentication (1)	UserID	M	The security application role name to handle Login and Logout
	UserIDTypeCode	U	EV (110150, DCM, "Application")
	AlternativeUserID	U	Process ID of the security application

Real World Entities	Field Name	Opt.	Value Constraints
	UserName	U	not specialized
	UserIsRequestor	M	False
	RoleIDCode	U	EV (110150, DCM, "Application")
	NetworkAccessPointTypeCode	U	Host name of this product
	NetworkAccessPointID	U	1 = Machine Name, including DNS name
Audit Source	AuditSourceID	M	Host name of this product
	AuditSourceTypeCode	U	EV 2 = Data acquisition device or instrument

**Table 8.7-15
Order Record**

Real World Entities	Field Name	Opt.	Value Constraints
Event	EventID	M	EV (110109, DCM, "Order Record")
	EventActionCode	M	EV C = create R = read U = update D = delete
	EventDateTime	M	Date and Time formatted with RFC3881. e.g. 2017-03-16T14:23:25+09:00
	EventOutcomeIndicator	M	EV 0 = Success 4 = Minor failure 8 = Serious failure 12 = Major failure
	EventTypeCode	U	not specialized
User (1..2)	UserID	M	The person and application to store the PHI
	UserIDTypeCode	U	EV (113871, DCM, "Person ID") EV (110150, DCM, "Application")
	AlternateUserID	U	Process ID of the application
	UserName	U	not specialized
	UserIsRequestor	U	True
	RoleIDCode	U	EV (110151, DCM, "Application Launcher") EV (110150, DCM, "Application")
	NetworkAccessPointTypeCode	U	EV 1 = Machine Name, including DNS name 2 = IP Address
	NetworkAccessPointID	U	Host name or IP address of this product
Patient (1)	ParticipantObjectTypeCode	M	EV 1 = person

Real World Entities	Field Name	Opt.	Value Constraints
	ParticipantObjectTypeCodeRole	M	EV 1 = patient
	ParticipantObjectDataLifeCycle	U	EV 1 = Origination, Creation 6 = Access or Use 14 = Logical Deletion
	ParticipantObjectTypeCode	M	EV 2 = patient ID
	ParticipantObjectSensitivity	U	not specialized
	ParticipantObjectID	M	The patient ID
	ParticipantObjectName	U	not specialized
	ParticipantObjectQuery	U	not specialized
	ParticipantObjectDetail	U	not specialized
	ParticipantObjectDescription	U	not specialized
Audit Source	AuditSourceID	M	Host name of this product
	AuditSourceTypeCode	U	EV 2 = Data acquisition device or instrument

**Table 8.7-16
Patient Record**

Real World Entities	Field Name	Opt.	Value Constraints
Event	EventID	M	EV (110110, DCM, "Patient Record")
	EventActionCode	M	EV C = create
	EventDateTime	M	Date and Time formatted with RFC3881. e.g. 2017-03-16T14:23:25+09:00
	EventOutcomeIndicator	M	EV 0 = Success 4 = Minor failure 8 = Serious failure 12 = Major failure
	EventTypeCode	U	not specialized
User (1..2)	UserID	M	The person and application to store the PHI
	UserIDTypeCode	U	EV (113871, DCM, "Person ID") EV (110150, DCM, "Application")
	AlternateUserID	U	Process ID of the application
	UserName	U	not specialized
	UserIsRequestor	U	True
	RoleIDCode	U	EV (110151, DCM, "Application Launcher") EV (110150, DCM, "Application")

Real World Entities	Field Name	Opt.	Value Constraints
	NetworkAccessPointTypeCode	U	EV 1 = Machine Name, including DNS name 2 = IP Address
	NetworkAccessPointID	U	Host name or IP address of this product
Patient (1)	ParticipantObjectTypeCode	M	EV 1 = person
	ParticipantObjectTypeCodeRole	M	EV 1 = patient
	ParticipantObjectDataLifeCycle	U	EV 1 = Origination, Creation
	ParticipantObjectIDTypeCode	M	EV 2 = patient ID
	ParticipantObjectSensitivity	U	not specialized
	ParticipantObjectID	M	The patient ID
	ParticipantObjectName	U	not specialized
	ParticipantObjectQuery	U	not specialized
	ParticipantObjectDetail	U	not specialized
	ParticipantObjectDescription	U	not specialized
Audit Source	AuditSourceID	M	Host name of this product
	AuditSourceTypeCode	U	EV 2 = Data acquisition device or instrument

**Table 8.7-17
Procedure Record**

Real World Entities	Field Name	Opt.	Value Constraints
Event	EventID	M	EV (110111, DCM, "Procedure Record")
	EventActionCode	C	EV C = create R = read U = update D = delete
	EventDateTime	M	Date and Time formatted with RFC3881. e.g. 2017-03-16T14:23:25+09:00
	EventOutcomeIndicator	M	EV 0 = Success 4 = Minor failure 8 = Serious failure 12 = Major failure
	EventTypeCode	U	not specialized
User (1..2)	UserID	M	The person and application to store the PHI
	UserIDTypeCode	U	EV (113871, DCM, "Person ID") EV (110150, DCM, "Application")
	AlternateUserID	U	Process ID of the application

Real World Entities	Field Name	Opt.	Value Constraints
	UserName	U	not specialized
	UserIsRequestor	U	True
	RoleIDCode	U	EV (110151, DCM, "Application Launcher") EV (110150, DCM, "Application")
	NetworkAccessPointTypeCode	U	EV 1 = Machine Name, including DNS name 2 = IP Address
	NetworkAccessPointID	U	Host name or IP address of this product
Study (0..N)	ParticipantObjectTypeCode	M	EV 2 = system object
	ParticipantObjectTypeCodeRole	M	EV 3 = report
	ParticipantObjectDataLifeCycle	U	EV 1 = Origination, Creation 6 = Access or Use 14 = Logical Deletion
	ParticipantObjectIDTypeCode	M	EV (110180, DCM, "Study Instance UID")
	ParticipantObjectSensitivity	U	not specialized
	ParticipantObjectID	M	The Study Instance UID
	ParticipantObjectName	U	not specialized
	ParticipantObjectQuery	U	not specialized
	ParticipantObjectDetail	U	Not specialized
	ParticipantObjectDescription	U	Not specialized
	SOPClass	MC	Not specialized
	Accession	U	not specialized
	NumberOfInstances	U	not specialized
	Instances	U	not specialized
	Encrypted	U	False
Anonymized	U	False	
Patient (1)	ParticipantObjectTypeCode	M	EV 1 = person
	ParticipantObjectTypeCodeRole	M	EV 1 = patient
	ParticipantObjectDataLifeCycle	U	EV 2 = patient ID
	ParticipantObjectIDTypeCode	M	1 = Origination, Creation 6 = Access or Use 14 = Logical Deletion
	ParticipantObjectSensitivity	U	The patient ID

Real World Entities	Field Name	Opt.	Value Constraints
	ParticipantObjectID	M	not specialized
	ParticipantObjectName	U	not specialized
	ParticipantObjectQuery	U	not specialized
	ParticipantObjectDetail	U	not specialized
	ParticipantObjectDescription	U	not specialized
Audit Source	AuditSourceID	M	Host name of this product
	AuditSourceTypeCode	U	EV 2 = Data acquisition device or instrument

8.7.2 Secure Transport Connection Details

The certificate and private key at TLS handshake used by this product may be imported into the local certificate store. It should be formatted in Personal Information Exchange (.pfx).

The certificate and public key for the key validation needs the trusted certificate chain from the root certificate issued by the public certificate authorities (CAs). If the certificate chain is designed by the CA in the local domain, the corresponding DER/PEM encoded X.509 certificates are required to be imported into the trusted store of this product.

The following table specifies the cipher suites that this product can support in each profile and protocol.

Table 8.7-18: Secure Transport Connection Profiles and Cipher Suites

Profile (Protocol)	Cipher Suite	Default Preference Order
BCP195 TLS Secure Transport Connection Profile (TLS 1.3)	TLS_AES_128_GCM_SHA256	1
	TLS_AES_256_GCM_SHA384	2
	TLS_CHACHA20_POLY1305_SHA256	3
Non- Downgrading BCP195 TLS Secure Transport Connection Profile(TLS 1.3)	TLS_AES_128_GCM_SHA256	1
	TLS_AES_256_GCM_SHA384	2
	TLS_CHACHA20_POLY1305_SHA256	3
BCP195 TLS Secure Transport Connection Profile (TLS 1.2)	TLS_ECDHE_ECDSA_WITH_CHACHA20_POLY1305_SHA256	4
	TLS_ECDHE_RSA_WITH_CHACHA20_POLY1305_SHA256	5
	TLS_DHE_RSA_WITH_CHACHA20_POLY1305_SHA256	6
	TLS_ECDHE_RSA_WITH_AES_256_GCM_SHA384	7
	TLS_ECDHE_ECDSA_WITH_AES_256_GCM_SHA384	8
	TLS_ECDHE_RSA_WITH_AES_256_CBC_SHA384	9
	TLS_ECDHE_ECDSA_WITH_AES_256_CBC_SHA384	10

	TLS_DHE_DSS_WITH_AES_256_GCM_SHA384	11
	TLS_DHE_RSA_WITH_AES_256_GCM_SHA384	12
	TLS_DHE_RSA_WITH_AES_256_CBC_SHA256	13
	TLS_DHE_DSS_WITH_AES_256_CBC_SHA256	14
	TLS_DH_anon_WITH_AES_256_GCM_SHA384	15
	TLS_DH_anon_WITH_AES_256_CBC_SHA256	16
	TLS_RSA_WITH_AES_256_GCM_SHA384	17
	TLS_RSA_WITH_AES_256_CBC_SHA256	18
	TLS_ECDHE_RSA_WITH_AES_128_GCM_SHA256	19
	TLS_ECDHE_ECDSA_WITH_AES_128_GCM_SHA256	20
	TLS_ECDHE_RSA_WITH_AES_128_CBC_SHA256	21
	TLS_ECDHE_ECDSA_WITH_AES_128_CBC_SHA256	22
	TLS_DHE_DSS_WITH_AES_128_GCM_SHA256	23
	TLS_DHE_RSA_WITH_AES_128_GCM_SHA256	24
	TLS_DHE_RSA_WITH_AES_128_CBC_SHA256	25
	TLS_DHE_DSS_WITH_AES_128_CBC_SHA256	26
	TLS_RSA_WITH_CAMELLIA_256_CBC_SHA256	27
	TLS_DHE_RSA_WITH_CAMELLIA_256_CBC_SHA256	28
	TLS_DHE_DSS_WITH_CAMELLIA_256_CBC_SHA256	29
	TLS_DHE_RSA_WITH_CAMELLIA_128_CBC_SHA256	30
	TLS_DHE_DSS_WITH_CAMELLIA_128_CBC_SHA256	31
	TLS_DH_anon_WITH_AES_128_GCM_SHA256	32
	TLS_DH_anon_WITH_AES_128_CBC_SHA256	33
	TLS_DH_anon_WITH_CAMELLIA_128_CBC_SHA256	34
	TLS_RSA_WITH_AES_128_GCM_SHA256	35
	TLS_RSA_WITH_AES_128_CBC_SHA256	36
	TLS_RSA_WITH_CAMELLIA_128_CBC_SHA256	37
	TLS_RSA_WITH_NULL_SHA256	38
BCP195 TLS Secure Transport Connection Profile (TLS 1.1/TLS 1.0)	TLS_ECDHE_RSA_WITH_AES_256_CBC_SHA	39
	TLS_ECDHE_ECDSA_WITH_AES_256_CBC_SHA	40
	TLS_DHE_RSA_WITH_CAMELLIA_256_CBC_SHA	41
	TLS_DHE_DSS_WITH_CAMELLIA_256_CBC_SHA	42
	TLS_GOSTR341001_WITH_28147_CNT_IMIT	43
	TLS_GOSTR341094_WITH_NULL_GOSTR3411	44
	TLS_ECDH_anon_WITH_AES_256_CBC_SHA	45
	TLS_DH_anon_WITH_AES_256_CBC_SHA	46
	TLS_DH_anon_WITH_CAMELLIA_256_CBC_SHA	47
	TLS_RSA_WITH_AES_256_CBC_SHA	48
	TLS_DHE_RSA_WITH_AES_256_CBC_SHA	49
	TLS_DHE_DSS_WITH_AES_256_CBC_SHA	50
	TLS_RSA_WITH_CAMELLIA_256_CBC_SHA	51
	TLS_ECDHE_RSA_WITH_AES_128_CBC_SHA	52

	TLS_ECDHE_ECDSA_WITH_AES_128_CBC_SHA	53
	TLS_DHE_RSA_WITH_AES_128_CBC_SHA	54
	TLS_DHE_DSS_WITH_AES_128_CBC_SHA	55
	TLS_DHE_RSA_WITH_CAMELLIA_128_CBC_SHA	56
	TLS_DHE_DSS_WITH_CAMELLIA_128_CBC_SHA	57
	TLS_ECDH_anon_WITH_AES_128_CBC_SHA	58
	TLS_DH_anon_WITH_AES_128_CBC_SHA	59
	TLS_DH_anon_WITH_CAMELLIA_128_CBC_SHA	60
	TLS_RSA_WITH_AES_128_CBC_SHA	61
	TLS_RSA_WITH_CAMELLIA_128_CBC_SHA	62
	TLS_ECDHE_RSA_WITH_RC4_128_SHA	63
	TLS_ECDHE_ECDSA_WITH_RC4_128_SHA	64
	TLS_ECDH_anon_WITH_RC4_128_SHA	65
	TLS_DH_anon_WITH_RC4_128_MD5	66
	TLS_RSA_WITH_RC4_128_SHA	67
	TLS_RSA_WITH_RC4_128_MD5	68
	SSL_CK_RC4_128_WITH_MD5	69
	TLS_ECDHE_RSA_WITH_3DES_EDE_CBC_SHA	70
	TLS_ECDHE_ECDSA_WITH_3DES_EDE_CBC_SHA	71
	TLS_DHE_RSA_WITH_3DES_EDE_CBC_SHA	72
	TLS_DHE_DSS_WITH_3DES_EDE_CBC_SHA	73
	TLS_ECDH_anon_WITH_3DES_EDE_CBC_SHA	74
	TLS_DH_anon_WITH_3DES_EDE_CBC_SHA	75
	TLS_RSA_WITH_3DES_EDE_CBC_SHA	76
	TLS_DHE_RSA_WITH_DES_CBC_SHA	77
	TLS_DHE_DSS_WITH_DES_CBC_SHA	78
	TLS_DH_anon_WITH_DES_CBC_SHA	79
	TLS_RSA_WITH_DES_CBC_SHA	80
	TLS_ECDHE_RSA_WITH_NULL_SHA	81
	TLS_ECDHE_ECDSA_WITH_NULL_SHA	82
	TLS_ECDH_anon_WITH_NULL_SHA	83
	TLS_RSA_WITH_NULL_SHA	84
	TLS_NULL_WITH_NULL_NULL	85
	TLS_RSA_WITH_NULL_MD5	86
Non-Downgrading BCP195 TLS Secure Transport Connection Profile (TLS 1.2)	TLS_ECDHE_ECDSA_WITH_CHACHA20_POLY1305_SHA256	4
	TLS_ECDHE_RSA_WITH_CHACHA20_POLY1305_SHA256	5
	TLS_DHE_RSA_WITH_CHACHA20_POLY1305_SHA256	6
	TLS_ECDHE_RSA_WITH_AES_256_GCM_SHA384	7
	TLS_ECDHE_ECDSA_WITH_AES_256_GCM_SHA384	8
	TLS_ECDHE_RSA_WITH_AES_256_CBC_SHA384	9
	TLS_ECDHE_ECDSA_WITH_AES_256_CBC_SHA384	10
	TLS_DHE_DSS_WITH_AES_256_GCM_SHA384	11

	TLS_DHE_RSA_WITH_AES_256_GCM_SHA384	12
	TLS_DHE_RSA_WITH_AES_256_CBC_SHA256	13
	TLS_DHE_DSS_WITH_AES_256_CBC_SHA256	14
	TLS_DH_anon_WITH_AES_256_GCM_SHA384	15
	TLS_DH_anon_WITH_AES_256_CBC_SHA256	16
	TLS_RSA_WITH_AES_256_GCM_SHA384	17
	TLS_RSA_WITH_AES_256_CBC_SHA256	18
	TLS_ECDHE_RSA_WITH_AES_128_GCM_SHA256	19
	TLS_ECDHE_ECDSA_WITH_AES_128_GCM_SHA256	20
	TLS_ECDHE_RSA_WITH_AES_128_CBC_SHA256	21
	TLS_ECDHE_ECDSA_WITH_AES_128_CBC_SHA256	22
	TLS_DHE_DSS_WITH_AES_128_GCM_SHA256	23
	TLS_DHE_RSA_WITH_AES_128_GCM_SHA256	24
	TLS_DHE_RSA_WITH_AES_128_CBC_SHA256	25
	TLS_DHE_DSS_WITH_AES_128_CBC_SHA256	26
	TLS_RSA_WITH_CAMELLIA_256_CBC_SHA256	27
	TLS_DHE_RSA_WITH_CAMELLIA_256_CBC_SHA256	28
	TLS_DHE_DSS_WITH_CAMELLIA_256_CBC_SHA256	29
	TLS_DHE_RSA_WITH_CAMELLIA_128_CBC_SHA256	30
	TLS_DHE_DSS_WITH_CAMELLIA_128_CBC_SHA256	31
	TLS_DH_anon_WITH_AES_128_GCM_SHA256	32
	TLS_DH_anon_WITH_AES_128_CBC_SHA256	33
	TLS_DH_anon_WITH_CAMELLIA_128_CBC_SHA256	34
	TLS_RSA_WITH_AES_128_GCM_SHA256	35
	TLS_RSA_WITH_AES_128_CBC_SHA256	36
	TLS_RSA_WITH_CAMELLIA_128_CBC_SHA256	37
	TLS_RSA_WITH_NULL_SHA256	38
Extended BCP195 TLS Profile Secure Transport Connection Profile (TLS 1.2)	TLS_ECDHE_RSA_WITH_AES_256_GCM_SHA384	7
	TLS_ECDHE_ECDSA_WITH_AES_256_GCM_SHA384	8
	TLS_DHE_RSA_WITH_AES_256_GCM_SHA384	12
	TLS_ECDHE_RSA_WITH_AES_128_GCM_SHA256	19
	TLS_ECDHE_ECDSA_WITH_AES_128_GCM_SHA256	20
	TLS_DHE_RSA_WITH_AES_128_GCM_SHA256	24